

Международный консорциум «Электронный университет»

*Московский государственный университет экономики,
статистики и информатики*

Евразийский открытый институт

**И.Ф. Турук
М.В. Петухова
Ю.С. Чеботарев**

A Course of Basic English Revision

**Курс повторения основ английского языка
переработанное и дополненное**

Учебное пособие

Москва 2005

УДК – 811.111
ББК – 81.2 Англ
Т – 888

Турук И.Ф., Петухова М.В., Чеботарев Ю.С. КУРС ПОВТОРЕНИЯ ОСНОВ АНГЛИЙСКОГО ЯЗЫКА «A COURSE OF BASIC ENGLISH REVISION»: Учебное пособие / Московский государственный университет экономики, статистики и информатики. – М., 2005. – 180 с.

Авторы: Турук И.Ф., Петухова М.В., Чеботарев Ю.С.

Председатель редакционного совета: *Тихомиров В.П.*, академик Международной академии наук высшей школы, доктор экономических наук, профессор.

ISBN 5-7764-0395-2

© Турук И. Ф., 2005
© Петухова М. В., 2005
© Чеботарев Ю. С., 2005
© Московский государственный университет
экономики, статистики и информатики, 2005

Contents

Introduction	4
Lesson One.....	6
Lesson Two	13
Lesson Three	21
Lesson Four.....	27
Lesson Five	34
Lesson Six	42
Progress Test I.....	49
Lesson Seven.....	54
Lesson Eight.....	62
Lesson Nine.....	69
Lesson Ten	77
Lesson Eleven	86
Progress Test II	94
Lesson Twelve.....	99
Lesson Thirteen.....	107
Lesson Fourteen	116
Progress Test III	123
Supplementary Training	
Vocabulary and Grammar Tests.....	128
Final Test.....	137
English-Russian Vocabulary	144
Listening Comprehension	161
Key	175
Литература.....	177

Introduction

Этот курс предназначен для студентов дистанционной формы обучения, у которых был перерыв в изучении английского языка и желающих дальнейшего совершенствования в практическом владении английским языком.

Курс содержит 14 уроков, англо-русский словарь, итоговый тест. Каждый урок состоит из:

1. Учебного материала (Information for Study).
2. Упражнений (Practice).
3. Теста (Test).

Учебный материал дается по аспектам языка в виде таблиц и речевых образцов, что позволяет студенту восстановить в памяти забытое и систематизировать ранее изученный материал. Изучение материала осуществляется в той последовательности, которая предусмотрена структурой урока. Вначале идут упражнения раздела А на правила чтения и произношения слов с опорой на таблицы, которые выполняются после прослушивания речевых образцов и повторения их студентом за диктором. Затем студент приступает к выполнению раздела В. В этом разделе ведущее место занимают упражнения по формированию умения задать вопрос, ответить на него в краткой и полной форме, дополнить новой информацией, а также умения участвовать в беседе в определенной заданной ситуации, используя материал данного и предыдущих уроков. В конце каждого урока предусмотрен контроль – поурочный тест.

В качестве поэтапного контроля студент выполняет три промежуточных теста (Progress Test I – Lessons 1-6, Progress Test II – Lessons 7-11, Progress Test III – Lessons 12-14).

В учебник также включены дополнительные тренировочные тесты по лексике и грамматике в форме close tests в разделе Supplementary Training.

Целью раздела Listening comprehension является отработка навыков аудирования.

Рисунки в этом пособии выполняют роль стимула для высказывания, помогают создать определенную речевую ситуацию для проведения беседы. В каждом уроке в виде подсказки и опоры приводятся примеры выполнения упражнений.

В Курсе даются диалогические повествовательные тексты в качестве иллюстраций использования в речи языкового материала в отобранных ситуациях, а также стимула для организации беседы по аналогии или высказывания на отрабатываемом учебном материале урока.

Инструкция к выполнению поурочных тестов

Тест проводится по завершении каждого урока.

Тесты 1-10 содержат три раздела:

- 1 – проверка усвоения правил чтения.
- 2 – проверка усвоения грамматического материала.
- 3 – проверка усвоения лексического материала.

Тесты 11-13 содержат 2 раздела – 2, 3.

На каждое задание имеется только один правильный ответ (если в задании не указано иначе).

Ответы записываются в столбик.

Например: 1-4
2-3 и т.д.

Задания без ответа считаются выполненными неправильно.

После выполнения теста проверьте свой ответ по ключу.

При наличии ошибок повторите еще раз учебный материал урока и исправьте ошибки.

Инструкция к выполнению промежуточных тестов:

Промежуточные тесты проводятся по завершению следующих уроков:

Progress Test I – Lessons 1-6.

Progress Test II – Lessons 7-11.

Progress Test III – Lessons 12-14.

Тесты содержат три раздела:

Part I – проверки усвоения правил чтения.

Part II – проверки усвоения грамматического материала.

Part III – проверки усвоения лексического материала.

Тесты выполняются по тем правилам, что и поурочные тесты (см. выше).

Выполнение теста с результатом до 9 ошибок (75% правильных ответов) считается основанием для зачета по соответствующему разделу учебника.

Инструкция к выполнению дополнительных тренировочных тестов

В каждом тесте содержится текст. В тексте пропущены слова. Каждый пропуск пронумерован. Вам следует найти слово или грамматическую форму, соответствующую каждому пропуску из набора альтернатив, который приводится после текста. Ответы записываются следующим образом:

1-3;
2-6 и т.д.

Lesson One (1)

1. Information for Study 1.1. Phonetical and Orthoepical Material

1. Прослушайте и повторите за диктором таблицу 1.
2. Запомните таблицу.
3. Выполните упражнения № 1, 2, 3, 4, раздел А.

Таблица 1

Чтение гласных в четырех позициях¹

	I	II	III	IV
a	[æ] map	[ei] take	[a:] far	[εə] fare
e	[e] pen	[i:] mete, he	[ə:] her	[i ə] here
i / y	[i] pin	[ai] pike, my	[ə:] bird	[aiə] fire
o	[ɔ] hot	[ou] hope, no	[ɔ:] port	[ɔ:/ɔə] more
u	[ʌ] but	[ju:] cube	[ə:] hurt	[juə] cure

1.2. Sentence Patterns

1. Прослушайте и повторите за диктором каждое предложение раздела 1.2.
2. Запомните материал урока этого раздела.

Key Examples

This is a table.
These are tables.
That is a chair.
Those are chairs.
Is this a table?
This is 'not a table.

Illustrative Examples

'Is this a table?
Yes, it is.
No, it isn't.
'Are these tables?
Yes, they are.
No, they aren't.
'Is that a table?
Yes, it is.
No, it isn't.
'Are those tables?

¹ Правила чтения раскрываются в определенной системе на известном принципе чтения по 4 позициям гласных в слове, а также сочетаемости основных произносимых гласных и вспомогательных гласных или согласных, которые влияют на произношение основной гласной.

Yes, they are.
 No, they aren't.
 'Is this a table or a chair? This is a table.
 'Are these tables or chairs? These are tables.
 'What is this? This is a table.
 'What 'table is this? This is a new table. It is new.
 'What 'colour is the table? It is black.
 The 'colour of the 'table is black.

1.3. Active Vocabulary

1. Прослушайте и повторите за диктором каждое слово.
2. Запомните эти слова.

	Nouns	Verbs	Adjectives
bag	microphone	answer	bad
ball-point pen	notebook	ask	black
blackboard	pair	come (in)	brown
book	pen	look (at)	convenient
ceiling	picture		good
chair	room		green
chalk	scheme		large
class-room	screen		new
colour	slide		old
desk	speaker		round
floor	tape-recorder		small
headphone	teacher		square
interval	TV set		white
laboratory	work		yellow
language			

1.4. Grammar

Прочитайте и запомните материал раздела 1.4.

Table 1.

Demonstrative Pronouns (Указательные местоимения)

Singular (Единственное число)	this это	that то
Plural (Множественное число)	these эти	those те

Table 2.

The verb «to be» – Present Indefinite Tense

Singular	Plural
I am	We are
You are	You are
She (he, it) is	They are

Table 3.

Word order (Порядок слов)

Subject (подлежащее)	Nominal Predicate (Именное сказуемое) ¹
This	is a table
This table	is black

Table 4.

Word order

Affirmative (Утвердительное предложение)	Interrogative (Вопросительное предложение)	Negative (Отрицательное предложение)
Singular (Единственное число)		
This is a table.	Is this a table?	This is not a table.
That is a table.	Is that a table?	That is not a table.
Plural (Множественное число)		
These are tables.	Are these tables?	These are not tables.
Those are tables.	Are those tables?	Those are not tables.

II. Practice

A

1. Сгруппируйте следующие слова в соответствии с таблицей чтения гласных в четырех позициях. Прочтите их.
made, far, first, cure, sake, wire, pot, sport, pine, verb, eve, here, dare, mere, hire, bird, burn, pike, note, tube, side.
2. Прочтите следующие пары слов.
pan – pen, bad – bed, man – men;
pot – port, not – north, dog – dorp;
pit – Pete, hit – he, fit – feme.

¹ Именное сказуемое состоит из глагола to be и именной части сказуемого, которое может быть выражено именем существительным, именем прилагательным, т.е. любой именной частью речи.

3. Прочтите следующие слова.

take, rob, cape, more, here, tune, side, eve, kite, pit, rock, store, part, bore, dive, her, dine, broth, bring, late, broke, plate, part, plug, cure, fire, mine, band, born, file, frost, theme, lame, line, fir, must.

4. Прослушайте упражнения 1, 2, 3 и проверьте свое произношение.

B

1. Look at the objects in the room and write 6 general questions and answers (a chair, a table, etc.)

Example:

Is this a book? Yes, it is (No, it isn't.)

2. Look at the objects in the room and write 6 alternative questions and answers.

Example:

Is this a book or a note-book? It is a book.

3. Look at the objects in the room and write 6 special questions and answers.

Example:

What colour is this chair? It is brown.
--


4. Look at the objects in the room and write 6 special questions and answers.

Example:


What desk is this? It is large.

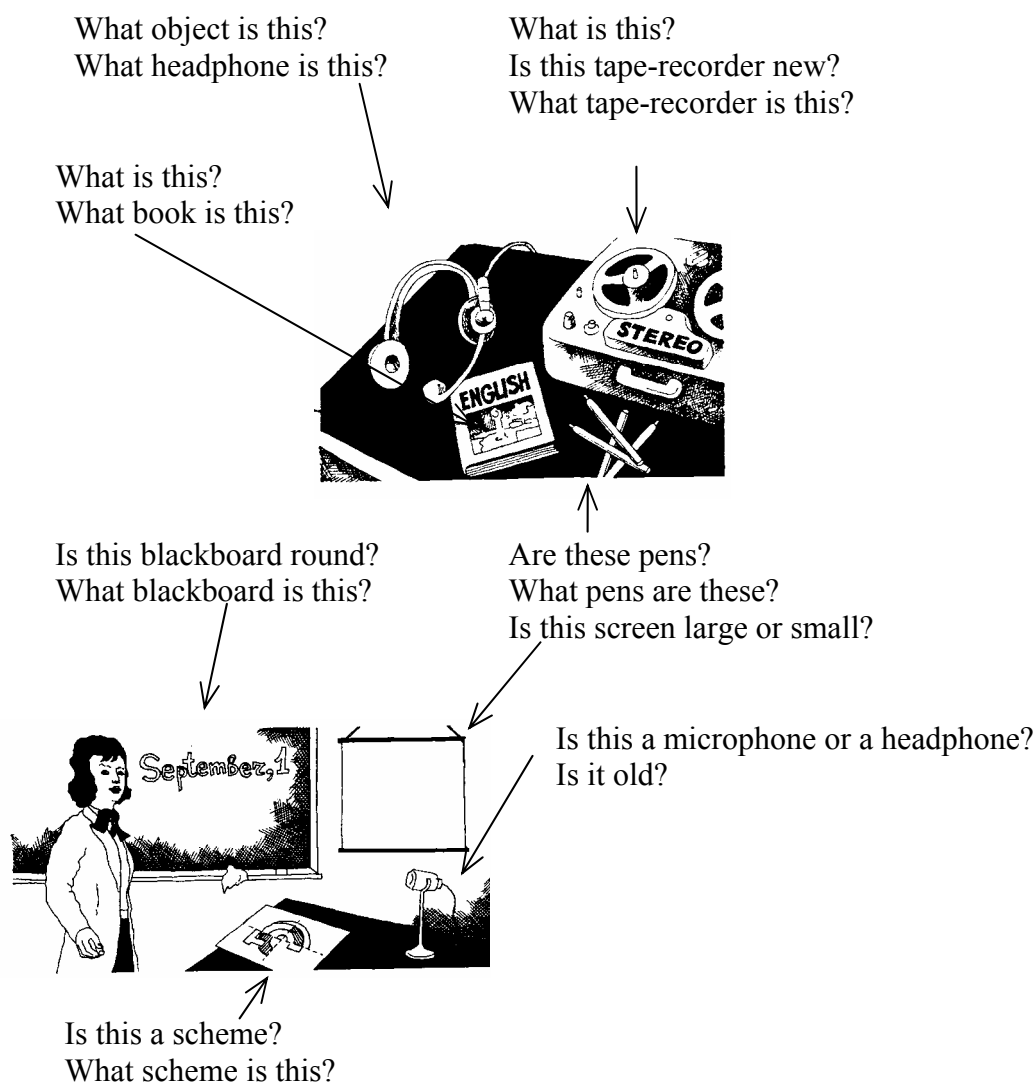
5. Look at the pictures, write down answers to the following questions.

Is this a chair? What is this?
What desk is this?



Is this a desk or a chair?
What chair is this?





6. Listen to the text 3 times. Repeat it after the speaker and translate it into Russian in written form.

Come in! This is our Language laboratory. Look at it! This is the teacher's desk¹ with two tape-recorders on it. Those are students' desks for laboratory work. These are headphones and those are microphones. This is a blackboard and that is a TV-set screen. Are those slides? What are they? Now come here. Listen to an English speaker. Answer the speaker's questions in the interval. What rooms are these? This is our cinema hall, those are classrooms.

7. Write down 5 questions to the text.

¹ teacher's desk – стол преподавателя. 's, s' – образует родительный падеж одушевленного существительного. My brother's room – комната моего брата. Students' desks – столы студентов.

III. Test

Part I

Phonetics

В каждой строчке найдите слово, которое содержит указанный звук.

- | | | | | |
|-------------|---------|---------|---------|---------|
| 1. [ai] | 1) wire | 2) pine | 3) pit | 4) bird |
| 2. [ə :] | 1) verb | 2) set | 3) port | 4) here |
| 3. [i :] | 1) end | 2) mere | 3) mete | 4) let |
| 4. [ʌ] | 1) our | 2) cut | 3) part | 4) cat |
| 5. [ai ə] | 1) fare | 2) kite | 3) her | 4) fire |
| 6. [ɔ :] | 1) port | 2) rope | 3) chop | 4) fir |
| 7. [ju ə] | 1) tube | 2) pure | 3) hare | 4) hurt |
| 8. [a :] | 1) sake | 2) sat | 3) fare | 4) far |

Part II

Grammar

Выберите форму слова, соответствующую данному предложению.

9. These ... new tape-recorders.

- 1) is 2) are

10. This ... our laboratory.

- 1) is 2) are

11. ... are microphones.

- 1) This 2) These

12. ... is the teacher's desk.

- 1) That 2) Those

Составьте вопросительные (13, 14, 15) и отрицательные (16, 17) предложения из данных слов. Запишите цифры в правильной последовательности в составленном Вами предложении.

- | | | | | | |
|-----|---|-----|--|-----|--|
| 13. | 1) laboratory
2) this
3) what
4) is | 14. | 1) a microphone
2) is
3) a headphone
4) or
5) this | 15. | 1) new
2) is
3) tape-recorder
4) this |
| 16. | 1) is
2) a class-room
3) this
4) not | 17. | 1) desks
2) these
3) not
4) convenient
5) are | | |

К каждому из этих вопросов подберите правильный ответ.

- | | |
|---------------------------------|--------------------------|
| 18. What is this? | 1) This screen is white. |
| 19. Is this a screen? | 2) This is a screen. |
| 20. What colour is this screen? | 3) Yes, it is. |
| 21. What screen is this? | 4) It is large. |

Part III

Vocabulary

К каждому английскому слову подберите соответствующее русское слово.

- | | |
|-------------------|---------------|
| 22. desk | 1. наушник |
| 23. scheme | 2. пара |
| 24. screen | 3. магнитофон |
| 25. tape-recorder | 4. экран |
| 26. chair | 5. стул |
| 27. pair | 6. доска |
| 28. note-book | 7. стол |
| 29. headphone | 8. книга |
| | 9. тетрадь |
| | 10. схема |

К каждому русскому слову подберите соответствующее английское слово.

- | | |
|----------------|---------------|
| 30. черный | 1. green |
| 31. коричневый | 2. square |
| 32. круглый | 3. yellow |
| 33. квадратный | 4. back |
| 34. удобный | 5. round |
| 35. желтый | 6. brown |
| 36. зеленый | 7. black |
| | 8. gray |
| | 9. convenient |

Выберите предлог, соответствующий данному предложению. (Отсутствие предлога обозначается знаком «-»).

37. Look ... the picture!
 1) on 2) at 3) in 4) –
38. Answer ... the teacher's questions!
 1) – 2) on 3) at 4) for
39. Come ...!
 1) – 2) for 3) at 4) in
40. Listen ... an English speaker!
 1) in 2) – 3) at 4) to

Lesson Two (2)

1. Information for Study 1.1. Phonetical and Orthoepical Material

1. Прослушайте и повторите за диктором таблицу 2.
2. Запомните таблицу.
3. Выполните упражнения № 1, 2, 3, 4 – раздел А.

Таблица 2.

Чтение гласных в сочетании с непроизносимыми и произносимыми гласными

a		o		e		u		i / y	
сочетание	произношение	сочетание	произношение	сочетание	произношение	сочетание	произношение	сочетание	произношение
au	[ɔ:] sauce	oe } oa }	[ou] toe, coast	ei } ey }	[ei] feint, grey	ue } ui }	[ju:] due, suit	ie } iy }	[ai] tie, dyes
ay } ai }	[ei] may, tail	oi } oy }	[ɔi] coil toy	eu } ew }	[ju:] feud few				
		ou oo	[au] found [u:] } [u] }	ee } ea }	[i:] see, tea				
			too, book						

1.2. Sentence Patterns

1. Прослушайте и повторите за диктором каждое предложение раздела 1.2.
2. Запомните материал урока.

Key Examples

It's hot.
Is it hot?
It's not hot.
It's difficult to get there.
It was cold yesterday.

Repeat this sentence, please.
Go there!

Illustrative Examples

'Is it 'cold? 'Yes, it 'is. 'No, it is 'not. It is 'warm 'today.
 'What time is it? It is five o'clock.
 'What date is it today? It is the 5th of October.
 'What day is it today? It is Monday.
 'What month is it? It is October.
 'Is it far from there? No, it isn't. It is near. It is easy to get there.

1.3. Active Vocabulary

1. Прослушайте и повторите за диктором каждое слово.
2. Запомните эти слова.

Nouns	Verbs	Adjectives	Adverbs
autumn	collect	cold	again
coin	give	dark	almost
half	go	difficult	aloud
midnight	pass	fine	already
month	read	frosty	quickly
paper	repeat	hot	slowly
quarter	say	impossible	still
season	speak	interesting	today
sentence	stop	last	tonight
spring	use	late	
stamp	write	necessary	
summer		pleasant	
text		rainy	
theatre		splendid	
watch		sunny	
weather		warm	
		windy	

Word Combinations

by heart	I am sorry
don't mention it	I am afraid
here you are	in January (February, March, April, May, June, July, August, September, October, November, December)
not at all	on May the 1; on the 1st of May
once more	at 5 (o'clock)
thank you	at night
will you...	on Monday (Tuesday, Wednesday, Thursday, Friday, Saturday, Sunday)
won't you please ...	the day before yesterday
would you please...	five minutes to four
would you like to ...	ten minutes past four
fine weather	
early enough	

1.4. Grammar

Прочитайте и запомните материал раздела 1.4.

Table 5.

Impersonal Sentences (Безличные предложения)

	Subject (Подлежащее) I	Predicate (Сказуемое) II	Object (Дополнение) III	Adverbial Modifier (Обстоятельство) IV
	It	is cold	-	today.
Is	it	cold	-	today?

Table 6.

The Imperative Mood (Повелительное наклонение)

Predicate (Сказуемое) I	Indirect Object (Косвенное дополнение) II	Direct Object (Прямое дополнение) III	Prepositional Object or Adverbial Modifier (Предложное дополнение или обстоятельство) IV
Give	me (him, her, us, them)	this book.	-
Give	-	this book	to him (her, me, us, them).
Go	-	-	to the blackboard.
Read	-	this text	aloud.
Don't read	-	this text	quickly

II. Practice

A

1. Сгруппируйте и выпишите слова по указанным звукам и прочтите их.

[ɔ:], [ei], [ai], [ou], [oi], [au], [ju:], [i:], [a:]

boy, tail, toy, fault, suit, lie, about, foil, sail, lay, plain, tie, cue, main, foe, toe, sauce, found, fuel, bound, neat, flew, feet, tea, pie.

2. Прочтите следующие слова и выпишите из каждой строки пару слов, совпадающих по произношению гласных.

soil, count, toy, due, fee;

sail, found, bay, ruin, few;

boast, fault, port, clue, play;

new, faint, sue, sound, clause;

laid, coast, lay, round, ruin.

3. Прочтите следующие слова.

moon, boil, tried, coat, sail, bound, meat, day, joy, coach, too, tool, found, sauce, ray, boy, rain, tie, toy, laid, mount, boat, suit, grey, sound, clause, count.

4. Прослушайте упр. 1, 2, 3 и проверьте свое произношение.

B

1. Write: what day it is today, what day it was yesterday, what date it is today, what date it was the day before yesterday, what season it is now, what month it is now, what year it is now, what time it is now.

Example: It is Monday today.

2. Ask and answer.

Example: What is the weather like in Moscow now?
The weather is bad.
Is it cold?
No, it is not. It is warm and rainy.

The words you might need: fine, hot, sunny, windy, frosty, rainy.

3. Look at the picture and write what time it is.

Example: It is a quarter past one. (2)
It is ten minutes to seven. (6)



4. Ask and answer.

Example: What month (day, year, season, time, etc.) is it?
It is October (Sunday, winter, etc.)

5. Compile sentences and write them down: It is difficult (easy, interesting, pleasant, necessary) to read English papers; to take exams; to work in the Language laboratory; to collect coins (stamps); to tell the time in English, to get up very early in the morning.

6. Write your own sentences using the example.

Example:

Marina, give me a pencil, please.
Here you are.
Thank you.
Not at all. (Don't mention it.)

7. Write the following sentences in the negative form and translate them.

Example:

Repeat the sentence, please → Don't repeat the sentence.

1. Read these sentences aloud. 2. Speak slowly. 3. Ask him to do it. 4. Read the text.
5. Learn the words by heart. 6. Ask them to come here. 7. Take these note-books. 8. Try to read this text.

8. Practice the following requests with the polite formulas: would you please ..., won't you please ..., would you like to Remember them.

Example:

Pass me that book, please. → Would you pass me that book, please.

1. Tell me the time, please. 2. Tell me the way to Trafalgar Square, please. 3. Show me that coin, please. 4. Speak to my friend, please.

9. Listen and repeat after the speaker, translate the dialogues and learn them by heart.

Is it fine today or is it rainy?

It's fine but it's cold.

Is it very cold?

No, not very cold.

Is it warm in your room?

Yes, it's very warm in my room.

It's almost hot.

What's the time?

It's six. No, I am sorry. It's already ten past six.

It's late.

Yes, it's too late for the theatre.

But it's early enough for the cinema.

Is it? I'm afraid we are late for the cinema, too.

10. a) Write the dialogues about the weather in summer (autumn, winter, spring);

b) Use the questions and answers about the time in dialogues.

11. Listen to the text and repeat it after the speaker. Translate it into Russian.

The names of the months are January, February, March, April, May, June, July, August, September, October, November, December. January is the first month of the year and December is the last month of the year. The names of the days are Sunday, Monday, Tuesday, Wednesday, Thursday, Friday, Saturday. In summer it is hot, in autumn it is rainy, in winter it is frosty, in spring it is warm and sunny. It is not very difficult to tell the time in English. We say, it's one o'clock, two o'clock, three o'clock, and so on. It is half past four. It is a quarter to one.

12. Translate into English (in written form).

1. У вас есть часы? Скажите пожалуйста, который час. – Без четверти пять. – Спасибо.

2. Пора идти! Поздно! Туда не легко добираться. 3. Зимой в 5 часов темно.

4. Сегодня погода плохая. Очень холодно.

5.

Не возьмете ли вы для меня книгу в библиотеке?

Какую книгу?

Курс повторения основ английского языка.

Боюсь, что я опоздал в библиотеку сегодня.

III. Test

Part I

Phonetics

Найдите в каждой строчке два слова, которые содержат указанный звук.

- | | | | | | |
|----------|----------|----------|---------|---------|---------|
| 1. [ɔ:] | 1) bout | 2) fault | 3) pole | 4) foe | 5) sort |
| 2. [ei] | 1) fight | 2) fat | 3) sail | 4) fate | 5) lie |
| 3. [ju:] | 1) suit | 2) out | 3) tube | 4) hurt | 5) pure |
| 4. [ai] | 1) late | 2) tie | 3) fir | 4) wire | 5) type |
| 5. [ɔi] | 1) toy | 2) coat | 3) coil | 4) pot | 5) poke |

В каждой строчке найдите два слова, в которых подчеркнутые буквы читаются так же, как в первом слове.

- | | | | | | |
|---------|----------|----------|---------|---------|----------|
| 6. port | 1) toy | 2) sauce | 3) top | 4) cope | 5) more |
| 7. new | 1) sound | 2) nerve | 3) cue | 4) suit | 5) pause |
| 8. coil | 1) round | 2) toy | 3) sort | 4) boil | 5) saint |
| 9. raid | 1) bay | 2) bark | 3) rate | 4) rote | 5) road |

Part II

Grammar

Выберите и запишите номера предложений, где говорится о том, что:

10. Холодно.

1) I am cold.

2) It is cold.

11. Трудно достать эту книгу.

1) It is difficult to get this book.

2) This book is difficult.

12. Поздно.

1) You are late

2) It is late

13. Интересно читать эту статью.

1) It is interesting to read this article.

2) This article is interesting.

14. В комнате темно.

1) It is dark in the room.

2) This room is dark.

Составьте вопросительные предложения из данных слов. Запишите цифры в правильной последовательности в составленном Вами предложении.

15. 1) it
2) this
3) is
4) to translate
5) difficult
6) text

16. 1) warm
2) your
3) room
4) is
5) in
6) it

17. 1) March
2) it
3) in
4) was
5) cold

18. 1) date
2) it
3) what
4) today
5) is

19. 1) impossible
2) there
3) is
4) to get
5) it
6) by bus

Выберите местоимения, соответствующие подчеркнутым местоимениям в русских предложениях.

20. Дайте ему эту книгу.

1) he

2) him

3) his

21. Передайте ей тетрадь.

1) she

2) her

22. Расскажите им об этом.

1) they

2) them

3) their

23. Покажите мне Вашу работу.

1) I

2) me

3) my

Part III

Vocabulary

К каждому английскому слову подберите соответствующее русское слово.

24. almost

1. уже

25. already

2. необходимый

26. again

3. медленно

- | | |
|---------------|--------------|
| 27. quickly | 4. различный |
| 28. necessary | 5. быстро |
| 29. difficult | 6. всегда |
| | 7. трудный |
| | 8. почти |
| | 9. снова |

К каждому русскому слову подберите соответствующее английское слово.

- | | |
|------------------|-----------|
| 30. писать | 1) read |
| 31. давать | 2) come |
| 32. использовать | 3) write |
| 33. идти | 4) pass |
| 34. говорить | 5) repeat |
| 35. повторить | 6) go |
| | 7) use |
| | 8) take |
| | 9) speak |
| | 10) give |

Выберите предлог, соответствующий данному предложению. (Отсутствие предлога обозначается знаком «-»).

36. It was cold ... Monday.

- | | | | |
|------|-------|-------|-------|
| 1) – | 2) in | 3) on | 4) at |
|------|-------|-------|-------|

37. It is often cold and frosty ... January.

- | | | | |
|------|-------|-------|-------|
| 1) – | 2) in | 3) on | 4) at |
|------|-------|-------|-------|

38. Learn this poem ... heart.

- | | | | |
|------|-------|-------|--------|
| 1) – | 2) on | 3) by | 4) for |
|------|-------|-------|--------|

39. We were at the University ... four o'clock.

- | | | | |
|------|-------|-------|-------|
| 1) – | 2) on | 3) in | 4) at |
|------|-------|-------|-------|

40. It was warm and sunny ... the 1st of May.

- | | | | |
|------|-------|-------|-------|
| 1) – | 2) in | 3) on | 4) at |
|------|-------|-------|-------|

Lesson Three (3)

1. Information for Study 1.1. Phonetical and Orthoepical Material

1. Прослушайте и повторите за диктором таблицу 3.
2. Запомните таблицу.
3. Выполните упражнения № 1, 2, 3, 4 – раздел А.

Таблица 3.

Чтение гласных в сочетании с произносимыми и непроизносимыми согласными

а		о			
сочетание	произношение	сочетание	произношение		
w + ar	[ɔ:] war	o + ld	[ou] cold		
w + ar + согласная	[ɔ:] warm	w + or + со- гласная	[ə:] worm		
w + a + согласная	[ɔ] want	ow	[au] [ou] cow, crow		
a + l + k	[ɔ:] talk				
a + l + согласная	(l не произносится) [ɔ:] all				
a + l + f } a + l + m } a + l + ve }	[a:] (l не произносится) half, halves, palm				
a + ss, sp, st, sk, nce, nch, nt, ff, th	[a:] pass, grasp, past, ask, chance, branch, grant, staff, path				
е		и		i/y	
сочетание	произно- шение	сочетание	произно- шение	сочетание	произно- шение
ew	[ju:] few	согласная r + u } l + u } j + u }	[u:] true, glue, jute	i + nd } i + ld } i + gh }	[ai] (gh не произно- сится) bind, mild, thigh

1.2. Sentence Patterns

1. Прослушайте и повторите за диктором каждое предложение раздела 1.2.
2. Запомните материал урока.

Key Examples

I am a student.
 He was a 'worker 'last year.
 'Is (was) he a worker?
 He is (was) not a worker.
 You are a student, aren't you?

• • •

'Let him do it.
 'Let's 'go there.

Illustrative Examples

I am a student. I am 'not a worker.
 I was a 'worker 'last year. 'Are you a worker?
 Yes, I am. No, I am not.
 'Is he a student or a pilot? He is a student.
 This 'man is a teacher, isn't he?
 This is Ann. 'Is she your sister? Yes, she is. No, she isn't.
 She is 'not a student, is she?
 'What are you? I'm a student.
 'Who are you? I'm Vladimir Petrov.
 'Who is a student? Petrov is.
 How old are you? I'm eigh'teen.
 You are eigh'teen, aren't you?

1.3. Active Vocabulary

1. Прослушайте и повторите за диктором каждое слово.
2. Запомните эти слова.

Nouns			Adjectives	Word combinations
actor	cinema-goer	militia man	famous	one another
actress	doctor	Russian	favourite	How old are you?
age	economist	research	great	I'm eighteen.
artist	engineer	typist	popular	Who are you?
author	family	worker	prominent	What are you?
champion	member	writer	worker	
	military man			

1.4. Grammar

1. Прочитайте и запомните материал раздела 1.4.

Table 7.

The Past Indefinite Tense of the Verb «to be»

Affirmative	Interrogative	Negative
I was a student.	Was I a student?	I was not a student.
You were a student.	Were you a student?	You were not a student.
He (she) was a student.	Was he (she) a student?	He (she) was not a student.
We } were students.	Were { we } students?	We } were not students.
You } were students.	you }	You } were not students.
They } were students.	they }	They } were not students.

Table 8.

Analytical Form of the Imperative Mood (Аналитическая форма повелительного наклонения)

*) Let	him	read	this text	aloud.
**) Let	us ('s)	go	—	there today.

II. Practice

A

- Выпишите слова, в которых гласные буквы дают звук [a:], прочтите их.
cold, few, mast, mind, fast, chalk, ask, kind, branch, vast, find, glance, fight, path, half, blind, can't.
- Сгруппируйте слова, имеющие одинаковое звучание выделенной буквы.
 - find, fit, fight, fill, mild, kind.
 - hold, not, sole, hot, told, note.
 - half, fast, fat, bar, fag, mass.
- Прочтите следующие слова.
bold, kind, chalk, calm, grass, branch, tight, child, chance, ask, craft, false, work, half, raft, worm, law, fold, fast, salt, grasp, mind, fight, blind, cold, halves, raw, France, mild, pass, palm, hold, down, find, past.
- Прослушайте упражнения 1, 2, 3, и проверьте свое произношение.

*) Пусть он прочтет этот текст вслух.

**) Давайте пойдем туда сегодня.

B

1. Write down questions and answers about the professions and the nationalities of the persons in the questionnaire.

Example:

What is Mr. Black?
He is a teacher.
What is Mr. Black's nationality?¹
He is English.

Questionnaire

Name	Nationality	Profession
Ivanov	Russian	engineer
Black	English	artist
O'Neil	Irish	doctor
Sokiaki	Japanese	teacher
Peter	Dutch	writer

2. Write down your name, your age, your nationality and your profession and the same information about the members of your family.
3. Complete the sentences and translate them into Russian.
Example: 1) ... this book. -Let's read this book. 2)do it – Let him do it.
1. ... to the cinema. 2. ... English. 3. ... this man tell you about his profession. 4. ... English stamps.
5. ... to the University. 6. ... a letter to our friend. 7. ... come here. 8. ... know about it.
9. her read aloud.
4. Listen to the text, repeat it after the speaker and write down 8 questions to this text.

My Friend's Family

Vladimir Petrov is my friend. He is a student. I am a student too. We were workers last year. Vladimir has a father, a mother, a sister and a grandmother. Vladimir's mother is an economist. His grandmother is an old woman now. She was a good economist and her husband (Vladimir's father) was a physician. Nina (Vladimir's sister) is a schoolgirl. She is in the fifth form. She is the youngest in the family.

5. Write about your family.
6. Translate into English.
1. Это наш студент. 2. Вы студент? 3. Он выдающийся ученый. 4. Он был членом нашего кружка. 5. Это трудный вопрос. 6. Мы были большими любителями кино. 7. Я редактор нашей газеты. 8. Я не студент, я инженер. 9. Он мой любимый актер. 10. Это известный художник, не так ли? 11. Пусть он прочтет этот текст. 12. Пусть они выучат эти слова.

¹ Mr. Black's nationality – национальность господина Блека.

III. Test

Part I

Phonetics

В каждой строчке найдите два слова, которые содержат указанный звук.

- | | | | | | |
|---------|---------|----------|----------|----------|---------|
| 1. [a:] | 1) pare | 2) grasp | 3) grape | 4) sat | 5) pass |
| 2. [ɔ:] | 1) coat | 2) pot | 3) war | 4) bound | 5) salt |
| 3. [ou] | 1) mode | 2) bolt | 3) down | 4) word | 5) hold |
| 4. [ai] | 1) bind | 2) bird | 3) paint | 4) high | 5) pin |
| 5. [u:] | 1) suit | 2) true | 3) boot | 4) tube | 5) pure |

В каждой строчке найдите два слова, в которых гласные буквы читаются так же, как в первом слове.

- | | | | | | |
|-----------|---------|-----------|---------|-----------|----------|
| 6. mild | 1) fit | 2) fight | 3) fir | 4) pain | 5) find |
| 7. grant | 1) path | 2) pat | 3) fate | 4) false | 5) half |
| 8. worm | 1) burn | 2) sort | 3) core | 4) firm | 5) war |
| 9. chance | 1) hare | 2) branch | 3) chat | 4) clause | 5) staff |

Part II

Grammar

Выберите форму глагола соответствующую данному предложению.

- | | |
|---|--------|
| 10. ... you an actor? | 1) am |
| 11. They ... members of the Student Scientific Society. | 2) is |
| 12. What ... your friend? | 3) are |
| 13. I ... not a student, I work at this University. | |
| 14. Who ... that boy? | |

К каждому из данных вопросов подберите правильный ответ.

- | | |
|-----------------------|------------------------|
| 15. Who is she? | 1) She is a student. |
| 16. What is she? | 2) No, she is not. |
| 17. Is she a worker? | 3) She is twenty. |
| 18. How old is she? | 4) She is Ann Petrova. |
| 19. Who is a student? | 5) Ann Petrova is. |

Выберите местоимения, соответствующие подчеркнутым местоимениям в русских предложениях.

- | | |
|---|--------|
| 20. Пусть <u>он</u> расскажет об этом. | 1) he |
| 21. Давайте напишем <u>ему</u> письмо. | 2) him |
| 22. Он расскажет о <u>своей</u> работе. | 3) his |

- | | |
|-----------------------------------|----------|
| 23. Пусть <u>они</u> придут сюда. | 1) they |
| 24. Это <u>их</u> книга. | 2) them |
| 25. Сообщите <u>им</u> об этом. | 3) their |

- | | |
|------------------------------------|--------|
| 26. Дайте <u>нам</u> этот учебник. | 1) we |
| 27. Это <u>наш</u> учебник. | 2) us |
| | 3) our |

- | | |
|--|--------|
| 28. Пусть <u>она</u> выступит на собрании. | 1) she |
| 29. Это <u>ее</u> журнал. | 2) her |

Part III

Vocabulary

К каждому русскому слову подберите соответствующее английское слово.

- | | |
|----------------|--------------|
| 30. известный | 1) artist |
| 31. любимый | 2) author |
| 32. художник | 3) actor |
| 33. машинистка | 4) actress |
| 34. автор | 5) age |
| 35. актер | 6) typist |
| 36. возраст | 7) great |
| | 8) favourite |
| | 9) famous |

Выберите слово, соответствующее данному предложению.

37. He is not a student, he is He works at our plant.

- 1) an actor 2) an engineer 3) a speaker

38. He is a scientist. He is famous all over the world.

- 1) favourite 2) necessary 3) prominent

39. Who is the . . . of this book?

- 1) research worker 2) artist 3) author

40. This student is a . . . of our circle.

- 1) member 2) worker 3) tape-recorder

Lesson Four (4)

1. Information for Study 1.1. Phonetical and Orthoepical Material

1. Прослушайте и повторите за диктором таблицу 4.
2. Запомните таблицу.
3. Выполните упражнения № 1, 2, 3, 4, – раздел А.

Таблица 4

Чтение гласных, имеющих алфавитное звучание (II позиция) под влиянием непроезносимых последующих гласных

a [ei]		take	main	taking, mainly
o [ou]	no	hope	foe, boat	hopeless, hopefully
e [i:]	he	mete	meat, sleep	meeting
u [ju:]		mute	due, suit	muting
i / y [ai]	my	bite	lie	hiding

1.2. Sentence Patterns

1. Прослушайте и повторите за диктором каждое предложение разд. 1.2.
2. Запомните материал урока.

The 'train is at the platform.
'Is the 'train at the platform?
The 'train is 'not at the platform.

Illustrative Examples

'Is the 'train at the platform or on the 'way to the 'platform?

The 'train is on the 'way to the platform.

'What is on the 'way to the platform? The train is.

'What 'train is at the platform?

The 'train 'Moscow – 'St. Petersburg is at the platform.

'Where is the train? The train is at the platform.

She is in the waiting-room.

'Is she in the waiting-room? Yes, she is. No, she isn't.

'Is she in the waiting-room or on the platform?

She is in the waiting-room.

'Who is in the waiting-room? 'Miss Petrova is.

'When was she at home?

She was at home at 'five o'clock.

1.3. Active Vocabulary

1. Прослушайте и повторите за диктором каждое слово.
2. Запомните эти слова.

Nouns			Verbs	Adverbs	Prepositions
bed	house	office	live	behind	at
bus	Institute	person	occupy	between	in
car	lecture	plant		here	in front of
city	lorry	population		inside	on
coat	monument	republic		outside	under
glass	museum	schoolchildren		there	
hat	nose	shoes			
heat		side			
		University			

Word Combinations

at home	on the left	on the one hand	to be ready
at the lecture	on the right	on the other hand	I believe so
in the centre of	on the square	to go for a walk	settled
in the middle of			

1.4. Grammar

1. Прочтите и запомните материал раздела 1.4.

Table 9.

Word order

		I	II	III	IV
		The girl	is (was)	-	in the room.
		the girl	-	-	in the room?
Where	Is (was)	the girl?	-	-	-
	is (was)	Who	is (was)	-	in the room?

II. Practice

A

1. Сгруппируйте и выпишите слова по указанным звукам и прочтите их.
[ei], [ou], [ju:], [ai], [i:].
take, foe, feet, due, side, faint, coat, mean, suit, lie, sail, goal, bee, cue, tie
2. Выпишите из каждой группы слов то, которое содержит указанный звук. Прочтите выписанные слова.
[ai] boat, pipe, sail, found;
[ei] pike, main, bound, sue;
[ju:] rain, suit, smoke, pie;
[ou] mute, boat, lie, mail;
[i:] fleet, tried, coin, suit.

3. Прочтите следующие слова.

a) take, faint, Spain, wave, game, wade;
grove, floe, coat, tone, hoe, float;
me, these, sea, screen, seeming, weak;
tube, huge, dues, cues, suitor, hue;
dive, dyke, tied, lye, tried, rye, lie.

b) same, scene, die, street, clean, vote, dye, hue, cue, cute, mate, mail, fine, liking, safe, mete,
dyke, huge, fading, laid, feed, please, floes, stream, dye, tube

4. Прослушайте упражнения 1, 2, 3 и проверьте свое произношение.

B

1. Write where the objects in the room are and ask where they are.


Example:

The picture is on the wall.

Example:

Where is your textbook?

2. Look at the pictures, write where the things are.



3. Answer the following questions in written form.

a) 1. Is he in the room? 2. Is Mr. N. in the classroom? 3. Is your mother at the University now? 4. Is your sister at home now? 5. Is she at the lecture now? 6. Are you at the cinema now? 7. Are you at the lesson now? 8. Are they in the hall now? 9. Are they at home now? 10. Were you at home in the evening yesterday? 11. Was your sister at school yesterday? 12. Were you at the cinema two days ago?

- b) 1. Where are you now? 2. Where were you yesterday? 3. Where were you in summer? 4. Where is N. now? 5. Where is your house?
 - c) 1. When were you at the concert? 2. When were you in the foreign language laboratory? 3. When was she in the Chaikovsky Hall? 4. When were you at the theatre? 5. When were you at the cinema? 6. When was Mr. N. at a sports camp?
 - d) 1. What is on the table? 2. What is in your hand? 3. What is in the room?
 - e) 1. What book is on the table? 2. What newspaper is on the shelf? 3. What carpet is on the floor in your room? 4. What scheme is on the wall?
 - f) 1. Who is in the room? 2. Who is at the lecture now? 3. Who is in the street now?
4. Write where these places of interest in Moscow are.
Red Square; the Kremlin; the Palace of Congresses; the Bolshoy Theatre; Moscow State University; the Historical Museum; the Tretyakov Picture Gallery; the Museum of Fine Arts.
5. Listen to the dialogues and learn them.

Let's go for a walk.
That's fine.
Are you ready?
Yes, I'm almost ready.

Where are my shoes?
Your shoes are under the bed.
Oh, yes. They're here. And where's my coat?
Your coat's in the entrance-hall.
Where's my hat?
Look, your hat's on the head!
And my glasses?
On your nose.
Oh, yes, here they are.
It is cold today.
Is it?
I believe so.
So, let's stay at home.
Settled.

6. Put all possible questions to the following sentences.
1. He was at the lecture two hours ago. 2. I was at home in the evening. 3. He is in his office now. 4. They were at the cinema a week ago. 5. This monument is in the middle of the square. 6. The cigarettes are on the little table.

7. Listen to the text and repeat after the speaker.
Teacher: What country are you from, Mr. A., and what is your language?
Mr. A.: I am from Poland; I speak Polish, I am a Pole, my language is Polish.
Teacher: What country are you from, Mr. B.?
Mr. B.: I am from Italy; I speak Italian.
Teacher: What country are you from, Miss C.?
Miss C.: I come from Mexico; I speak Spanish.

- Teacher: What are you, Mr. D.? Are you Spanish?
 Mr. D.: No I am not a Spaniard; I am a Portuguese.
 Teacher: Are you Swedish, Miss E.?
 Miss E.: No, I am not Swedish; I come from Denmark; I am a Dane; my language is Danish.
 Teacher: Where are you from Mr. F.?
 Mr. F.: I come from Holland; I am a Dutchman. I speak Dutch; my language is Dutch.
 Miss G.: I come from France, from Paris. I am French, a Parisian. My language is French. My friend Olga comes from Finland; she is Finnish. She speaks Finnish; her language is Finnish.
 Mr. H.: My brother and I come from Greece; our country is Greece. We both speak the same language – Greek; our language is Greek.

9. Write down from the above text the names of the countries, nationalities and languages and translate them.

Example: Poland, Pole, Polish

III. Test

Part I

Phonetics

В каждой строчке найдите два слова, которые содержат указанный звук.

- | | | | | | |
|----------|----------|----------|----------|---------|---------|
| 1. [ei] | 1) rail | 2) pipe | 3) tire | 4) rate | 5) lie |
| 2. [ju:] | 1) tub | 2) huge | 3) clue | 4) turn | 5) suit |
| 3. [i:] | 1) kite | 2) fleet | 3) skirt | 4) met | 5) meet |
| 4. [ou] | 1) sound | 2) boat | 3) pore | 4) foe | 5) lot |

В каждой строчке найдите два слова, в которых подчеркнутые буквы читаются также, как в первом слове.

- | | | | | | |
|----------------|----------------|-----------------|-----------------|----------------|-----------------|
| 5. <u>keep</u> | 1) pit | 2) <u>seat</u> | 3) step | 4) <u>mere</u> | 5) <u>scene</u> |
| 6. <u>tie</u> | 1) <u>bit</u> | 2) <u>might</u> | 3) <u>bike</u> | 4) <u>lake</u> | 5) <u>sew</u> |
| 7. <u>mail</u> | 1) <u>coat</u> | 2) <u>tan</u> | 3) <u>bate</u> | 4) <u>way</u> | 5) <u>lie</u> |
| 8. <u>due</u> | 1) <u>cube</u> | 2) <u>shoot</u> | 3) <u>pound</u> | 4) <u>hurt</u> | 5) <u>suit</u> |

Part II

Grammar

Выберите форму глагола, соответствующую данному предложению.

- | | |
|--|---------|
| 9. They ... in the classroom an hour ago. | 1) is |
| 10. ... she at the lesson now? | 2) are |
| 11. Where ... you in the evening yesterday? | 3) am |
| 12. Who ... in the room now? | 4) was |
| 13. She ... in the waiting-room a few minutes ago. | 5) were |
| 14. Where ... these students now? | |
| 15. He ... present at the meeting yesterday. | |
| 16. I ... in my office now. | |

Составьте вопросительные предложения из данных слов. Запишите цифры в правильной последовательности в составленных Вами предложениях.

- | | | | | | |
|-----|--|-----|---|-----|---|
| 17. | 1) summer
2) where
3) she
4) in
5) was | 18. | 1) is
2) now
3) the theatre
4) who
5) at | 19. | 1) Monday
2) you
3) on
4) at home
5) were |
| 20. | 1) when
2) in
3) office
4) he
5) was
6) his | 21. | 1) newspaper
2) the shelf
3) what
4) on
5) is | | |

Part III

Vocabulary

К каждому русскому слову подберите соответствующее английское слово.

- | | |
|-------------|------------------|
| 22. здесь | 1) behind |
| 23. там | 2) between |
| 24. внутри | 3) in front of |
| 25. снаружи | 4) in the middle |
| 26. между | 5) inside |
| 27. позади | 6) there |
| 28. перед | 7) besides |
| | 8) outside |
| | 9) here |

К каждому английскому слову подберите соответствующее русское слово.

- | | |
|-----------|-------------|
| 29. coat | 1) шляпа |
| 30. hat | 2) часы |
| 31. head | 3) прогулка |
| 32. shoes | 4) показ |
| 33. watch | 5) голова |
| 34. walk | 6) платье |
| | 7) пальто |
| | 8) сердце |
| | 9) туфли |

Выберите предлог, соответствующий данному предложению (Отсутствие предлога обозначается знаком «-»).

35. The students are ... the lecture.

- 1) - 2) in 3) on 4) at

36. The table is ... the middle of the room.

- 1) – 2) in 3) under 4) at

37. She was ... home an hour ago.

- 1) – 2) in 3) at 4) on

38. Let us go ... home.

- 1) – 2) for 3) to 4) at

39. Were you ... the cinema yesterday?

- 1) – 2) at 3) in 4) for

40. My sister is ... school now.

- 1) – 2) at 3) on 4) in

Выберите наиболее подходящее словосочетание для завершения каждого предложения.

40. The textbook is

41. The car is

42. The shoes are

43. This town is

44. The blackboard is

-
- 1) on the wall
2) in Russia
3) in the street
4) on the shelf
5) under the bed

Lesson Five (5)

1. Information for Study 1.1. Phonetical and Orthoepical Material

1. Прослушайте и повторите за диктором таблицу 5.
2. Запомните таблицу.
3. Выполните упражнения 1, 2, 3, раздел А.

Table 5.

**Чтение гласных, имеющих алфавитное звучание
под влиянием сочетаний – согласная + l + e; ld, nd и непронизносимой буквы «r»
(согласная + r + e)**

a	table	acre	
o	noble		bold
e		metre	
u	bugle		
i / y	rifle	fibre	child, mind

1.2. Sentence Patterns

Прослушайте и повторите за диктором каждое предложение раздела 1.2.

1. Запомните материал этого раздела.

There is a 'picture on the wall.
'Is there a 'picture on the wall?
There is 'no 'picture on the wall.

Illustrative Examples

There is a 'newspaper on the table.

There are 'newspapers on the table.

'Is there a 'newspaper on the table? Yes, there is. No, there isn't.

There is 'no 'newspaper on the table.

There are 'not 'many 'newspapers on the table.

There is 'nothing on the table.

'Is there a newspaper or a book on the table? There is a book on the table.

'What is 'there on the floor? There is a ball on the floor.

There is a 'lot of 'air in the room.

How many 'parks 'are there in this town?

How much bread is there on the table?

There are 'many 'parks in this town.

There are not many parks in this town.

1.3. Active Vocabulary

1. Прослушайте и повторите за диктором каждое слово.
2. Запомните эти слова.

Nouns				
armchair	egg	heart	medicine	refrigerator
bread	engineering science	knife	milk	salad
butter	faculty	library	plate	shop
cake	flat	light	reader	spoon
carpet	fork	magazine		table napkin
dictionary	gas range			telephone
dinner table	glass			

Verbs	Adjectives	Adverbs	Word Combinations
to disagree	beautiful	enough	at the head of the table
to drink	German	opposite	you are wrong
			you are right

1.4. Grammar

Прочтите и запомните материал раздела 1.4.

Table 10.

Construction «There is / There are»

Affirmative	Interrogative	Negative
The Present Indefinite Tense		
*) There is a pen in the box. There are pens in the box.	**) Is there a pen in the box? Are there pens in the box?	***) There is no pen in the box. There are no pens in the box.
The Past Indefinite Tense		
There was a pen in the box. There were pens in the box.	Was there a pen in the box? Were there pens in the box?	There was no pen in the box. There were no pens in the box.

*) В коробке есть (имеется) ручка.

**) В коробке есть ручка?

***) В коробке нет ручки.

Table 11.

Indefinite Pronouns (Неопределенные местоимения)

	thing	body
some	something (что-то)	somebody (кто-то)
(используются в утвердительном предложении)		
any	anything (что-то)	anybody (кто-то)
(используются в вопросительном и отрицательном предложениях)		
no	nothing (ничего)	nobody (никто)
(используются в отрицательном предложении)		

Table 12.

Word Order

Affirmative (утвердительная)	Interrogative (вопросительная)	Negative (отрицательная)
There is something in the box.	Is there anything in the box?	There is nothing in the box. (There is not anything in the box.)
There is somebody in the room.	Is there anybody in the room?	There is nobody in the room. (There is not anybody in the room.)

Table 13.

Местоимения much, many, few

С исчисляемыми существительными	Значение	С неисчисляемыми существительными
many few	много мало	much little
many (few) books There are many books. There are not many books.		much (little) milk There is much milk. There is not much milk.

II. Practice

A

1. Выпишите из каждой строчки слова, в которых гласные буквы в выделенных сочетаниях читаются как указанный звук. Прочтите выписанные слова.

[ei] fight, lay, boat, table, acre;

[ou] pond, fold, sound, coach, bugle;

[ju:] suit, nut, few, bound, bugle;
[i:] feel, felt, meat, mend, metre;
[ai] fill, rifle, pit, fibre, find.

2. Прочтите следующие слова.

bugle, metre, acre, sabre, noble, find, fold, child, fibre, mind, fable, hold, blind.

3. Прослушайте упр. 1, 2 и проверьте свое произношение.

B

1. Complete the sentences using «there is», «there are» and write them down.

Example: There are pictures in the room – В комнате есть картины.

- a) in the room – a desk, a chair, a lamp, windows;
- b) on the desk – a pen, pencils, a note-book, a headphone, a taperecorder, microphones;
- c) in the street – cars, a bus, a tram, houses, offices, shops;
- d) in the kitchen – a refrigerator, a gas range, a dinner table, etc.

2. Write down questions using Indefinite Pronouns (in the street, in the laboratory, on the table, etc.).

Example: Is there anybody in this room? – В комнате есть кто-нибудь?

3. Put in the missing words.

a) much or many

- 1) Is there ... light in the room?
- 2) There are ... books on the table.
- 3) There is not ... money in my bag.
- 4) Are there ... stars in the sky?

b) little or few

- 1) There are ... books on the shelf.
- 2) There is ... bread at home.
- 3) There are ... people in the room.
- 4) There is ... water in the glass.

4. Write down «What» and «How many» questions about the objects which you can see in the picture.



Example:

What is there on the table?
What table is there in the room?
How many cups are there on the table?

5. Disagree with the statements.

Example:

There is a carpet in your classroom.
You are wrong, there is no carpet in our classroom.

There is a TV-set in the garden.

1. There are many books on the shelf.
2. There is a car in this house.
3. There are books on the shelf.
4. There is much milk in the refrigerator.

6. Agree with the statements and give additional information

Example:

There is a blackboard in this room.
Yes, you are right, there is a blackboard in this room, it is near the wall.

1. There is a picture in the hall.
2. There are many cars in the street.
3. There are many journals in your library.
4. There is a pen in the box.

7. Listen to the dialogue, repeat it after the speaker, translate it and write down your own, using these patterns.

What is there for breakfast today?

There's bread and there's butter.

What else is there?

There are eggs. And there's also some ham.

How much ham is there?

I'm afraid there's very little ham.

Are there any cakes?

Yes, there are some.

How many cakes are there for me?

There are three cakes for you.

What is there to drink?

There is milk or cocoa.

Is there much milk?

No, there isn't very much milk, but there's enough for us.

8. Listen to the text, repeat it after the speaker and translate it, write 5 questions to the text.

The University of Liverpool

The University of Liverpool is one of the major universities of Great Britain. It is in the heart of the city. There are six faculties in the University: Art, Science, Medicine, Law, Engineering Science and Computer Science. One of the most important parts of the University is the library. There is a large number of books on different subjects in it. There are 500 seats for readers.

9. Read the text and write 8 questions to the text.

There are many nice things in this dining room. On the left there is a large comfortable sofa and opposite it there is a little table with an armchair at it. There are some newspapers and some magazines on this table. In the middle of the room there is a large table. On the table there are plates, glasses, forks, knives, etc. Near the wall there is a fine carpet on the floor. There is a bookcase. There are many books in this bookcase. This dining room is large, clean and sunny. There is a lot of air and light in it.

10. Translate into English.

1. В Москве много красивых улиц. 2. В нашем доме 35 квартир. 3. А сколько квартир в вашем доме? 4. А есть ли телефон в этих квартирах? Да, есть во многих квартирах. 5. В вашей квартире есть холодильник? Да. 6. На вашей улице есть кинотеатр? Да, на нашей улице есть красивый кинотеатр.

III. Test

Part I

Phonetics

В каждой строчке найдите два слова, которые содержат указанный звук.

- | | | | | | |
|----------|-----------|----------|-----------|-----------|----------|
| 1. [ju:] | 1) out | 2) bugle | 3) butter | 4) bound | 5) due |
| 2. [ai] | 1) tip | 2) fibre | 3) main | 4) kind | 5) firm |
| 3. [ei] | 1) right | 2) lap | 3) acre | 4) matter | 5) cable |
| 4. [i:] | 1) better | 2) set | 3) metre | 4) belt | 5) meat |

В каждой строчке найдите два слова, в которых подчеркнутые буквы читаются также, как в первом слове.

- | | | | | | |
|-------------------|------------------|------------------|-----------------|-------------------|-------------------------|
| 5. <u>tr</u> ifle | 1) <u>m</u> ild | 2) <u>f</u> ail | 3) <u>tr</u> ip | 4) <u>f</u> ire | 5) <u>t</u> ype |
| 6. <u>a</u> cre | 1) <u>f</u> able | 2) <u>t</u> ight | 3) <u>s</u> ale | 4) <u>l</u> atter | 5) <u>c</u> ar |
| 7. <u>s</u> eat | 1) <u>r</u> ent | 2) <u>m</u> ete | 3) <u>t</u> erm | 4) <u>m</u> ere | 5) <u>m</u> ee <u>t</u> |
| 8. <u>f</u> old | 1) <u>s</u> ound | 2) <u>c</u> oach | 3) <u>t</u> op | 4) <u>c</u> old | 5) <u>r</u> ope |

Part II

Grammar

Определите, какой ответ следует выбрать на каждый из данных вопросов.

9. Is there a box on the shelf?
10. Where is the box?
11. Is this a box?
12. What is this?
13. What box is this?
14. What is there on the shelf?

- 1) Yes, it is.
- 2) Yes, there is.
- 3) This is a box.
- 4) This box is large.
- 5) The box is on the shelf.
- 6) There is a box on the shelf.

Part III

Vocabulary

К каждому русскому слову подберите соответствующее английское слово.

- | | |
|----------------|---------------|
| 27. достаточно | 1) dictionary |
| 28. ошибочный | 2) again |
| 29. библиотека | 3) shop |
| 30. словарь | 4) late |
| 31. журнал | 5) enough |
| 32. красивый | 6) magazine |
| 33. магазин | 7) textbook |
| | 8) library |
| | 9) wrong |
| | 10) beautiful |

К каждому английскому слову подберите соответствующее русское слово.

- | | |
|-----------|------------|
| 34. light | 1) вилка |
| 35. knife | 2) тарелка |
| 36. spoon | 3) чашка |
| 37. fork | 4) нож |
| 38. glass | 5) ложка |
| 39. plate | 6) стакан |
| | 7) блюдо |
| | 8) свет |

Выберите слово, соответствующее данному предложению.

40. What is there ...?
There is some milk.
1) to occupy 2) to drink 3) to come 4) to drive
41. If you want to translate this text, you should use an English-Russian
1) tape-recorder 2) paper 3) dictionary 4) sentence
42. You can buy some stamps in that
1) newspaper 2) spoon 3) post-office 4) magazine
43. I ... with you because you are wrong.
1) repeat 2) agree 3) disagree 4) use
44. He is my favourite I have read a lot of his books.
1) reader 2) writer 3) typist 4) member
45. My flat is on the second
1) front 2) form 3) flower 4) floor

Lesson Six (6)

1. Information for Study 1.1. Phonetical and Orthoepical Material

1. Прослушайте и повторите за диктором таблицу 6.
2. Запомните таблицу.
3. Выполните упр. 1, 2, 3 раздела А.

Таблица 6

Чтение гласных, имеющих краткое звучание (I позиция)

a [æ]	bad	tapping, matter
o [ɔ]	pot	plotting, dogma
e [e]	pen fence	setting, member
u [ʌ]	but	cutting, number
i/y [i]	fit	fitting, crystal

1.2. Sentence Patterns

1. Прослушайте и повторите за диктором каждое предложение раздела 1.2. и запомните их.

Key Examples

I have a journal.
 I had this 'journal 'last week.
 I have 'got a journal.
 'Have you a journal?
 'Had you a journal?
 Have you 'got a journal?
 I have 'no journal.
 I had 'no journal.
 I haven't 'any journals.
 I haven't 'got a journal.

Illustrative Examples

What have you got? I have got a journal.
 What journal have you got? I've got a journal on computers.
 Who has many seminars this week? He has.
 I had many lectures last week. So had he.
 How many lectures had you last week? Five lectures.
 Have you any stamps? Yes, I have some.
 I'm sorry, I have not any.

1.3. Active Vocabulary

1. Прослушайте и повторите за диктором каждое слово.
2. Запомните слова.

Nouns	Names of Subjects	Adjectives
area	Computer Science	experimental
border	Law	fruitful
faculty	Economics	scientific
opportunity	Marketing	up-to-date
seminar	Finance	
subject	Programming	
time-table	Sport(s)	
reader	Statistics	
	Management	
	Informatics	

1.4. Grammar

Прочтите и запомните материал раздела 1.4.

Table 14.

The Present and Past Indefinite Tenses of the Verb «to have»

Affirmative	Interrogative	Negative
I { have had } a book.	Have } I a book? Had }	I { have had } no book.
He } has She } had a book. It }	Has { she Had { he a book? it }	He } has She } had no book. It }
We } have You } had a book. They }	Have { we Had { you a book? they }	We } have You } had no book. They }

Table 15.

Word Order

		I	II	III	IV (place)	IV (time)
What	Have	I	have	two seminars	-	today.
	Had		had			yesterday.
	have	you	-	a lecture	at the University?	-
	had	you	-	-	in your bag?	-
Who	has	-	-	practical work	at the University?	-
	had					

Table 16.

**Degrees of Comparison of Adjectives and Adverbs
(Степени сравнения прилагательных и наречий)**

	Положительная степень	Сравнительная степень	Превосходная степень
Односложные и двусложные	short big easy	shorter bigger easier	(the) shortest (the) biggest (the) easiest
Многосложные	interesting difficult	more interesting less difficult	(the) most interesting (the) least difficult
Особая группа	good, well, bad, badly, much, many, little	better worse more less	(the) best (the) worst (the) most (the) least
than – чем (better <u>than</u> – лучше <u>чем</u>)			

II. Practice

A

1. Выпишите из каждой группы слов то, которое содержит указанный звук.

[æ] take, pact, main, far

[ɔ] port, code, pot, point

[e] meet, melt, metre, mile

[ʌ] cute, suit, bugle, fund

[i] mint, find, fight, line

2. Прочтите следующие слова.

flag, desk, plus, big, button, stamp, hint, box, lug, pocket, picnic, boss, trust, hid, held, mist, stand, desk, kiss, felt, zip, land, fond, bent, lamp, hunt, handless, kill, mantel

3. Прослушайте упражнения 1, 2 и проверьте свое произношение.

B

1. Read John Brown's time-table and write down your time-table in English.

John Brown's time-table

	Monday	Tuesday	Wednesday	Thursday	Friday
1. 8.00-9.20	English	History	Computers	Programming	Statistics
2. 9.30-10.50	Maths	Economics	English	Sport	Electronics
3. 11.00-13.15	Statistics	Maths	Philosophy	Marketing	Management

2. Write questions and answers according to examples 1, 2, 3, 4, 5.

Example 1:	Have you English on Monday? No, I haven't. But John has.
Example 2:	It is Wednesday today. When had you Statistics? I had Statistics on Monday. So had I. John had Statistics on Monday too.
Example 3:	What subjects have you on Monday? I have English, Maths, Statistics.
Example 4:	You have History on Monday. You are wrong, I have no History on Monday, I have History on Tuesday.
Example 5:	What have you at the first lesson on Tuesday? I have English.

3. Write questions about the books on your subjects.

Example:	Have you the Maths text-book with you today? No, I haven't. We have no Mathematics today.
----------	--

4. Listen to the text and repeat it after the speaker, translate it into Russian in written form.

Moscow State University of Economics, Statistics and Informatics

Moscow State University of Economics, Statistics and Informatics has every opportunity for fruitful scientific work, studies and rest for lecturers and students alike. There are many faculties (Institutes) here. Each faculty has its own up-to-date laboratories, libraries and computer classes. Students of the University study Statistics, Economic Information Systems, Programming, Management, Marketing, Economics and Finance.

5. Translate into English.

1. Какой сегодня день недели. Понедельник. 2. Какие у вас сегодня предметы согласно вашему расписанию? У нас сегодня нет истории, но есть английский и статистика. 3. Сколько занятий у вас было вчера и какие? 4. У вас есть книги по всем предметам? 5. Вчера у нас было 3 лекции. 6. Какой ваш любимый предмет? Экономика. Сколько факультетов в вашем университете и какие? 7. Как называется ваш факультет?

III. Test

Part I

Phonetics

В каждой строчке найдите два слова, которые содержат указанный звук.

- | | | | | | |
|--------|----------|---------|----------|----------|----------|
| 1. [æ] | 1) came | 2) camp | 3) car | 4) lain | 5) lap |
| 2. [ɔ] | 1) sort | 2) pot | 3) coin | 4) phone | 5) fond |
| 3. [ʌ] | 1) trust | 2) cute | 3) bugle | 4) farm | 5) cut |
| 4. [i] | 1) pin | 2) pine | 3) lip | 4) kind | 5) light |

В каждой строчке найдите два слова, в которых подчеркнутые буквы читаются также, как в первом слове.

- | | | | | | |
|------------------|-------------------|-------------------|------------------|-------------------|-------------------|
| 5. <u>a</u> larm | 1) t <u>r</u> ap | 2) g <u>r</u> ass | 3) p <u>a</u> lm | 4) g <u>r</u> ape | 5) t <u>a</u> ble |
| 6. p <u>o</u> nd | 1) s <u>o</u> ld | 2) l <u>o</u> t | 3) s <u>o</u> ap | 4) w <u>a</u> nt | 5) f <u>o</u> und |
| 7. m <u>i</u> nd | 1) w <u>i</u> ld | 2) t <u>i</u> p | 3) t <u>a</u> pe | 4) g <u>r</u> ay | 5) b <u>y</u> |
| 8. b <u>e</u> lt | 1) m <u>e</u> tre | 2) s <u>e</u> at | 3) s <u>e</u> t | 4) t <u>a</u> p | 5) m <u>e</u> nd |

Part II

Grammar

Выберите форму глагола, соответствующую данному предложению.

- | | |
|--|---------|
| 9. We ... an English class today. | 1) have |
| 10. Finland... got a border with our country. | 2) has |
| 11. At present our University... every opportunity for fruitful scientific work. | 3) had |
| 12. He ... a lecture on Management an hour ago. | |
| 13. – We have got three classes today. | |
| – So ... she. | |

Part III

Vocabulary

К каждому русскому слову подберите соответствующее английское слово.

- | | |
|------------------|----------------|
| 26. современный | 1) possible |
| 27. плодотворный | 2) difficult |
| 28. выдающийся | 3) scientific |
| 29. необходимый | 4) different |
| 30. научный | 5) up-to-date |
| 31. удобный | 6) fruitful |
| 32. трудный | 7) prominent |
| | 8) necessary |
| | 9) splendid |
| | 10) convenient |

К каждому английскому слову подберите соответствующее русское слово.

- | | |
|-----------------|----------------|
| 33. border | 1) предмет |
| 34. area | 2) библиотека |
| 35. opportunity | 3) стол |
| 36. subject | 4) граница |
| 37. library | 5) схема |
| 38. time-table | 6) ария |
| 39. scheme | 7) возможность |
| | 8) расписание |
| | 9) область |

Выберите слово, соответствующее данному предложению.

40. The students study many special ... such as Economics, Statistics, etc.
 1) quarters 2) objects 3) subjects 4) sentence
41. There are many Russian and foreign books in our
 1) border 2) library 3) magazine 4) writer
42. This research worker will tell us about the results of his ... work.
 1) impossible 2) convenient 3) beautiful 4) scientific
43. The University gives its students every ... to do research work.
 1) faculty 2) opportunity 3) border 4) sentence
44. Only a student of our University may become a ... of this library.
 1) reader 2) speaker 3) writer 4) recorder
45. At the University students study both social and ... subjects
 1) economic 2) research 3) fruitful 4) opposite
46. The University has a sports ... of 7 hectares.
 1) side 2) border 3) round 4) area

Progress Test I
Lessons 1-6

Part I
Phonetics

В каждой строке найдите два слова, в которых подчеркнутые буквы читаются одинаково.

- | | | | | |
|----|-----------------|-----------------|------------------|-----------------|
| 1. | 1) <u>s</u> ail | 2) <u>c</u> oat | 3) <u>p</u> ie | 4) <u>l</u> ay |
| 2. | 1) <u>m</u> ete | 2) <u>s</u> it | 3) <u>s</u> eat | 4) <u>s</u> et |
| 3. | 1) <u>p</u> it | 2) <u>l</u> aid | 3) <u>f</u> ight | 4) <u>s</u> ite |
| 4. | 1) <u>s</u> ort | 2) <u>f</u> irm | 3) <u>s</u> uit | 4) <u>h</u> urt |
| 5. | 1) <u>t</u> ime | 2) <u>s</u> ew | 3) <u>c</u> ut | 4) <u>p</u> ole |
| 6. | 1) <u>s</u> ay | 2) <u>t</u> oy | 3) <u>b</u> oil | 4) <u>b</u> oat |
| 7. | 1) <u>b</u> y | 2) <u>g</u> rey | 3) <u>m</u> ind | 4) <u>t</u> ip |

Part II

Grammar

Выберите местоимение, соответствующее подчеркнутому местоимению в русском предложении.

8. Он слушал нас внимательно.

- 1) our 2) us 3) them 4) you

9. Пусть он расскажет о своей работе.

- 1) him 2) this 3) his 4) her

10. Пусть она ответит на вопросы.

- 1) her 2) he 3) she 4) him

11. Попросите их прислать книги.

- 1) their 2) our 3) they 4) them

12. Попросите ее передать мне ручку. Она на столе.

- 1) he 2) she 3) it 4) her

13. Поговорите с его друзьями.

- 1) her 2) he 3) his 4) him

14. Они помогут ему.

- 1) he 2) his 3) him 4) me

15. Покажите нам их работы.

- 1) they 2) them 3) their 4) our

Выберите слово, соответствующее данному предложению

16. There is ... in the flat

- 1) some 2) no 3) nobody 4) anybody

17. Is there ... in the next room?

- 1) somebody 2) any 3) some 4) anybody

18. There is ... interesting in the article

- 1) anything 2) nothing 3) no 4) some

19. Have you ... stamps?

- 1) any 2) some 3) anything 4) anybody

20. Are the ... English journals in the library?

- 1) some 2) any 3) nothing 4) anything

21. There are ... many students in the classroom.

- 1) no 2) not 3) some 4) any

22. There are ... mistakes in this test.

- 1) no 2) not 3) nobody 4) nothing

Выберите форму глаголу «to be», соответствующую данному предложению

23. The student ... at the lesson now

- 1) am 2) are 3) were 4) was 5) is

24. He ... at school now

- 1) am 2) are 3) was 4) were 5) is

25. They ... at the Institute yesterday

- 1) am 2) are 3) was 4) were 5) is

26. I ... at the cinema two days ago

- 1) am 2) are 3) was 4) were 5) is

27. She ... at home tomorrow

- 1) is 2) are 3) was 4) were 5) will be

28. What ... there in the box?

- 1) am 2) are 3) was 4) were 5) will be

29. It ... cold yesterday

- 1) will be 2) are 3) was 4) were 5) is

30. Who ... in the hall now?

- 1) am 2) are 3) was 4) were 5) is

PROGRESS TEST I
LESSONS 1-6

31. There ... a book and some notebooks on the desk

- 1) am 2) are 3) was 4) were 5) is

32. There ... many students at the meeting yesterday

- 1) is 2) are 3) was 4) were 5) will be

Составьте вопросительные предложения из данных слов. Запишите цифры в правильной последовательности в составленном Вами предложении

33. 1) has
2) today
3) who
4) classes

38. 1) he
2) when
3) to finish
4) necessary
5) is
6) the work

34. 1) what
2) your
3) has
4) radio-set
5) friend

39. 1) the desk
2) on
3) what
4) there
5) is

35. 1) it
2) when
3) to finish
4) necessary
5) is
6) the work

40. 1) there
2) what
3) in
4) are
5) monuments
6) this street

36. 1) at the concern
2) ago
3) who
4) a week
5) was

41. 1) any
2) book
3) have
4) English
5) you

37. 1) cold
2) in
3) is
4) room
5) your
6) it

42. 1) many
2) there
3) on the shelf
4) how
5) books
6) are

Выберите вопросительное слово, которое следует использовать в вопросе к выделенному слову.

43. My sister was at school yesterday

- 1) where 2) what 3) when 4) who

44. The students are in the classroom

- 1) where 2) what 3) when 4) how

45. There are three rooms in our flat

- 1) how 2) how many 3) how much 4) why

46. It is an interesting book

- 1) who 2) what 3) how 4) where

47. It is necessary to do this work quickly

- 1) who 2) what 3) when 4) how

48. My friends are at the Institute

- 1) why 2) who 3) how 4) what

49. He is an engineer

- 1) who 2) what 3) how 4) why

Past III

Vocabulary

Выберите английский эквивалент (из трех) данного русского слова

50. известный 1) favourite

2) famous

3) fruitful

51. спрашивать 1) ask

2) answer

3) say

52. всегда 1) almost

2) already

3) always

53. предмет 1) screen

2) sentence

3) subject

54. уже 1) ready

2) already

3) almost

55. давать 1) give

2) take

3) put

56. идти 1) come

2) go

3) give

57. возраст 1) age
 2) ago
 3) again
58. между 1) behind
 2) before
 3) between
59. магазин 1) magazine
 2) shop
 3) library
60. трудный 1) different
 2) convenient
 3) difficult

Выберите предлог, соответствующий данному предложению

61. We have lectures ... Friday
1) – 2) in 3) on 4) to
62. They are ... the lecture now
1) – 2) in 3) on 4) at
63. Learn there poems ... heart
1) – 2) by 3) at 4) to
64. Listen ... the teacher attentively
1) – 2) to 3) for 4) on
65. Let me answer ... this question
1) – 2) for 3) on 4) at
66. She was ... home on Sunday
1) – 2) in 3) on 4) at
67. We had many classes ... last week
1) – 2) on 3) at 4) in
68. They were at the Institute ... four o'clock
1) – 2) at 3) on 4) in
69. Let us go ... home.
1) – 2) for 3) to 4) in
70. It was frosty ... the 1st of January
1) – 2) on 3) in 4) at

Lesson Seven (7)

1. Information for Study 1.1 Phonetical and Orthoepical Material

1. Прослушайте и повторите за диктором таблицу 7.
2. Запомните таблицу.
3. Выполните упр. 1, 2, 3, раздел А.

Таблица 7.

**Чтение гласных, имеющих долгое звучание (III позиция),
под влиянием непронизносимой «r» и других согласных.**

a [a:]	far	farm	farming	fast, task, past, glance, branch, craft	half, calm, halves
o [ɔ:]	for	fort	forming	-	-
e [ə:]	her	term	serving	-	-
u [ʊ:]	fur	turn	burning	-	-
i / y [ɪ:]	fir	first	circus	-	-
a [ɔ:]	chalk	warm	-	dawn	-
o [ə:]	work	-	-	-	-

1.2. Sentence Patterns

1. Прослушайте и повторите за диктором каждое предложение раздела 1.2.
2. Запомните их.

Key Examples

They 'live in Moscow.
He 'lives in Moscow.
'Do they 'live in Moscow?
'Does he 'live in Moscow?
They 'don't 'live in Moscow.
He 'doesn't 'live in Moscow.
He 'lives in Moscow, doesn't he?
They 'don't 'live in Moscow, do they?

Illustrative Examples

'Do you 'speak English?
Yes, I do. No, I don't.
'Does he 'speak English?
Yes, he does. No, doesn't.
He 'speaks 'English a little, doesn't he?
Yes, he does.

He 'doesn't 'speak well, does he?

No, he doesn't.

'What newspaper do you usually read?

I usually 'read the 'newspaper «The Moscow Times».

'Where do you 'read books?

I 'read them at home.

'Who 'reads 'many 'books at home?

I do (He does).

'Do you 'learn English or German?

I 'learn English.

1. Прослушайте и повторите за диктором каждое слово.

2. Запомните эти слова.

1.3. Active Vocabulary

Nouns	Verbs	Adjectives	Word Combinations	
apple pie	call	fried	by no means	three times a week
café	consist (of)	tasty	dinner break	twice a year
canteen	cost	certain	it depends	every day
chicken	drink		to do the cooking	every three hours
coffee	eat		to have breakfast	every five minutes
course	get up		to have dinner	several times a month
crossing	mean		to have lunch	
dessert	miss		to have supper	
fish	rest		heavy meal	
juice	run		help yourself	
meal	suppose		high tea, light tea	
meat			some more	
steak				
sweet				
tea				
vegetables				

1.4. Grammar

Прочтите и запомните материал раздела 1.4.

Table 17.

The Present Indefinite Tense. Word Order.

		I	II	III	IV
		I	speak	English	a little.
		He	speaks	English	well.
		Do	you	English?	
		Does	he	English	well?
What language	do	you	speak?		
	does	he	speak?		

Table 18.

The Present Indefinite Tense of the Verb «to work»

Affirmative	Interrogative	Negative
I work.	Do I work?	I don't work.
He } works She }	Does { he } work? { she }	He } doesn't work She }
We } work You } They }	Do { we } work? { you } { they }	We } don't work You } They }

Обратите внимание: she wants [s]
he wishes [iz]
she plays, he digs [z]

II. Practice

A

1. Сгруппируйте и выпишите слова по указанным звукам и прочтите их.
[a:], [ɔ:], [ə:]
farm, form, fast, chalk, calm, fir, talk, work, salt, dance, glass, bird, serve, force, circus, born, fort, shaft, firm, war, burn
2. Сгруппируйте слова, имеющие одинаковое звучание гласных. Прочтите их.
farm, force, false, calm, pound, moon, work, burn, meat, kind, speed, make, tie, now, rule, May
3. Прочтите следующие слова.
firm, curve, north, march, shirt, scarf, term, form, stir, star, fast, nerve, short, calm, world, park, mark, port, turn, hard, warm, part, hurt, yard, serve, for, serf, walk
4. Прослушайте упражнения 1, 2, 3 и проверьте свое произношение.

B

1. Write down answers to the following general questions: I think so; Certainly, I do; No, I suppose, not.
1. Do you like ice-cream? 2. Do you go to the University every day? 3. Do you like music?
4. Do you often receive letters from your friends?
2. Complete the following sentences, forming tail-questions (не так ли?).
Example 1:

She speaks English well, doesn't she?

Example 2:

You are not ready, are you?

1. He reads a lot, ... ? 2. You attend the lectures of professor N., ...? 3. The weather is stormy today, ...? 4. It is not cold here, ...? 5. They have classes today, ...? 6. We call these things important, ...?

3. Answer the following alternative questions in written form.

1. Do you study at an Institute or at a University? 2. Does he have his meals at home or at the café? 3. Do you like tea strong or weak? 4. Do you have coffee or tea in the morning?

4. Answer the following special questions in written form.

1. What subjects do you study? 2. What newspaper do you read? 3. Where do you live? 4. How many classes do you have every day? 5. When do you work in the library? 6. Why are you so late? 7. Who likes football?

5. Complete the following sentences with the proper word combinations (see p. 61 – Word combinations).

1. They have English lessons ... 2. Comrade N. goes to Kiev ... 3. The buses run ... 4. Mary goes to the cinema ... 5. There are planes to London ... 6. We stop and take a rest ...

6. Listen and repeat these short dialogues after the speaker and learn them by heart.

- Help yourself to some more salad.
- I don't think I'll have any more, thank you.
- You don't mean to say it isn't tasty, do you?
- By no means. I enjoy it.

• • •

- What shall we have for dinner?
- Let's take some salad, soup and fried fish.
- And what about the sweet?
- I think a glass of apple juice is just the thing for dessert.

• • •

- When do you usually have your dinner, Sergei?
- Well, it depends. At home I have it at six.
- No, I mean here, at the University.
- At dinner break.

7. Ask and answer about the time of the meals in England. Mind that in England they have breakfast – at 8 o'clock; lunch – at 1 o'clock; tea – at 5 o'clock; supper or dinner – at 7 o'clock.

Example:

<p>Do they have breakfast in England at 8 o'clock? Yes, they do. Do they have lunch at 3 o'clock? No, they don't, they have their lunch at 1 o'clock.</p>
--

8. Ask and answer 10 «When», «Where», «What», «Why» questions about your meals of the day in written form.

Example:

<p>Where do you usually have your breakfast? Usually I have my breakfast at home, and what about you? I have my breakfast at home but sometimes in a café.</p>
--

9. Ask, answer and write some additional information using the verbs: to have supper, to have dinner, to have breakfast, to read, to go, to listen to.

Example:

When do you get up?
I get up at 6. My studies at the University begin at 8.

10. Make questions to find out the following information. Be careful of the word order.

1. The place where John's sister works.
Where ... John's sister ...?
2. The month when my friend usually goes on holiday.
When ... your friend ... ?
3. The languages that Mr. Black speaks.
What languages ... Mr. Black ...?
4. The arrival time of the next train.
What time ... the next train ...?
5. The price of this book.
How much ... this book ...?

11. Listen to the texts, repeat them after the speaker and translate them.

№1.

Meals in England

Most people in England like tea. They often drink it in the middle of the morning, at home or at work. In the afternoon English people have tea. This may be a cup of tea and cake or it may be a light meal of bread, butter and jam, cakes, and tea: or it may be a heavier meal of those things with a dish of meat or eggs: they call it high tea. Those who have high tea have only a light supper.

№2.

I usually have my meals in the canteen which is not far from our University. The canteen is not large. The food there is good. Many students have their dinner. Today I go to the canteen with my friends Olga, Peter and Pavel. We go to a table and sit down. We take the menu.

«Let's have some soup, meat and salad», says Peter.

«Oh, they have good fish today. Let's have some soup, fish with vegetables and some fruit to finish with», says Pavel.

«And have they fresh cakes today? I take coffee with fresh cakes», says Olga.

«No, they have not any today. But they always have very good ice-cream», answers Pavel.

«All right. Pavel, will you go and pay for the meal», I say.

We eat and talk. After dinner we go to the University library to prepare our lessons for the next day.

12. Write a composition about your meal.

13. Translate into English in written form.

1. Я очень люблю мороженое. А ты любишь? Да, но ем его редко. 2. Утром я пью кофе или молоко, а вечером я пью чай. 3. Я хожу в кино два раза в неделю. 4. Я хочу помочь своему другу. 5. Он не работает, а учится в институте. 6. Она хорошо готовит обеды? 7. Я не пью

кофе утром. Я пью молоко. 8. Я получаю газеты каждый день. 9. Я очень много занимаюсь дома. 10. Я немного говорю по-английски. 11. Он покупает газеты каждый день? 12. Она читает много английских книг.

III. Test

Part I

Phonetics

В каждой строчке найдите два слова, которые содержат указанный звук.

- | | | | | | |
|---------|---------|----------|----------|----------|----------|
| 1. [a:] | 1) farm | 2) firm | 3) state | 4) calm | 5) talk |
| 2. [ə:] | 1) read | 2) serf | 3) curve | 4) feet | 5) fort |
| 3. [ɔ:] | 1) work | 2) chalk | 3) stir | 4) force | 5) stop |
| 4. [i:] | 1) meat | 2) set | 3) shirt | 4) pit | 5) steep |

В каждой строчке найдите два слова, в которых подчеркнутые буквы читаются также, как в первом слове.

- | | | | | | |
|------------------|-----------------|-----------------|-----------------|-----------------|------------------|
| 5. <u>form</u> | 1) <u>world</u> | 2) <u>boat</u> | 3) <u>talk</u> | 4) <u>dawn</u> | 5) <u>town</u> |
| 6. <u>scarf</u> | 1) <u>palm</u> | 2) <u>false</u> | 3) <u>lawn</u> | 4) <u>warm</u> | 5) <u>branch</u> |
| 7. <u>turn</u> | 1) <u>tune</u> | 2) <u>fire</u> | 3) <u>nerve</u> | 4) <u>skirt</u> | 5) <u>cure</u> |
| 8. <u>glance</u> | 1) <u>date</u> | 2) <u>glad</u> | 3) <u>fast</u> | 4) <u>ward</u> | 5) <u>craft</u> |

Part II

Grammar

Выберите форму глагола, соответствующую данному предложению.

- | | |
|---|---------|
| 9. ... you work at the office? | 1) do |
| 10. ... you a student? | 2) does |
| 11. ... your friend like music? | 3) is |
| 12. ... this girl your friend? | 4) are |
| 13. He reads a lot, ... not he? | |
| 14. Where ... they live? | |
| 15. ... it cold today? | |
| 16. What subjects ... she study? | |
| 17. Who ... the cooking in your family? | |

Выберите отрицание, соответствующее данному предложению.

- | | |
|------------------------------------|--------|
| 18. They do ... speak English. | 1) no |
| 19. We have ... classes today. | 2) not |
| 20. It is ... difficult at all. | |
| 21. There are ... letters for you. | |
| 22. She likes music, does ... she | |

Составьте вопросительные (23-26) и отрицательные (27, 28) предложения из данных слов. Запишите цифры в правильной последовательности в составленных вами предложениях.

- | | | | | | |
|-----|---|-----|---|-----|--|
| 23. | 1) newspapers
2) read
3) what
4) you
5) do | 24. | 1) take
2) where
3) they
4) journals
5) do | 25. | 1) students
2) subjects
3) these
4) what
5) do
6) study |
| 26. | 1) often
2) letters
3) does
4) receive
5) he
6) from
7) his friends | 27. | 1) friend
2) at the plant
3) work
4) does
5) your
6) not | 28. | 1) she
2) does
3) have
4) not
5) at home
6) dinner |

Part III

Vocabulary

К каждому русскому слову подберите соответствующее английское слово.

- | | |
|--------------|---------------|
| 29. столовая | 1) breakfast |
| 30. перерыв | 2) table |
| 31. обед | 3) supper |
| 32. ужин | 4) meal |
| 33. завтрак | 5) break |
| 34. овощи | 6) dinner |
| | 7) vegetables |
| | 8) canteen |

К каждому английскому слову подберите соответствующее русское слово.

- | | |
|------------|-------------|
| 35. get up | 1) называть |
| 36. rest | 2) ходить |
| 37. drink | 3) отдыхать |
| 38. eat | 4) получать |
| 39. call | 5) пить |
| 40. run | 6) есть |
| | 7) бегать |
| | 8) вставать |

Выберите предлог, соответствующий данному предложению (отсутствие предлога обозначается знаком «-»).

41. Do you get ... early?
1) – 2) on 3) up 4) of
42. We have English classes twice ... a week.
1) – 2) on 3) in 4) at
43. What shall we have ... dinner?
1) – 2) on 3) of 4) for
44. You have your meals three times ... a day, don't you?
1) – 2) on 3) in 4) at
45. Do you usually have lunch ... 1 o'clock?
1) – 2) at 3) in 4) on

Lesson Eight (8)

1. Information for Study 1.1. Phonetical and Orthoepical Material

1. Прослушайте и повторите за диктором таблицу 8.
2. Запомните таблицу.
3. Выполните упражнения 1, 2, 3, 4 раздела А.

Таблица 8.

a [ɛə]	fare	fair	fairly
o [ɔ:]	more	oar	foreman
e [iə]	here	deer hear	merely
u [juə]	cure	-	purely
i/y [aiə]	fire tyre	-	wireless

1.2. Sentence Patterns

1. Прослушайте и повторите за диктором предложения раздела 1.2.
2. Запомните их.

Key Examples

I 'worked 'last year.
'Did you 'work 'last year?
I 'didn't 'work 'last year.

Illustrative Examples

'Did he 'work 'last year?
Yes, he did. No, he didn't.

'Did you work or study 'last 'year?
I worked.

'What did you 'do 'last year?
I worked at a plant.

'When did he work at a plant?
He 'worked there 'two 'years ago, didn't he?

'Where did she 'study 'last year.
She studied at a university.

'What 'film did you 'see yesterday?
I 'saw the 'first 'prize-'winning 'film at the festival.

'Where did you 'spend your 'summer 'holidays 'last year?
I 'went to the 'Baltic seaside.

'Whom did you 'speak with?
I 'spoke with my friend.

'Who 'worked 'last year?
My 'friend did.

1.3. Active Vocabulary

1. Прослушайте и повторите за диктором каждое слово.
2. Запомните эти слова.

Nouns	Verbs	Adjectives	Word Combinations
airplane	change	additional	to go by air
airport	decide	dairy	to go by bus
car	export	engineering	to go by rail
clothes	import	manufactured	to go by road
disagreement	need		to go by sea
festival	pack		a lot of work to do
goods	prove		a long way
traffic	start		to be quite in time
transport	use		it takes one hour to get there
trunk			
voyage			
			in sight of
			on the other hand
			means of transport

1.4. Grammar

Прочтите и запомните материал раздела 1.4.

Table 19.

The Past Indefinite Tense. Word Order.

		I	II	III	IV	IV
		I	worked	-	at the plant	last year.
		He	wrote	a letter	-	yesterday.
	Did	you	work	-	at the plant	last year?
	Did	he	write	a letter	-	yesterday?
Where	did	you	work	-	-	last year?
What	did	he	write	-	-	yesterday?

Table 20.

The Past Indefinite Tense of the Verbs «to work», «to write».

Affirmative	Interrogative	Negative
I worked (wrote).	Did I work (write)?	I did not work (write).
He } worked (wrote).	Did {he } work(write)?	He } did not work (write).
She }		She }
We worked (wrote).	Did we work (write)?	We did not work (write).
You worked (wrote).	Did you work (write)?	You did not work (write).
They worked (wrote).	Did they work (write)?	They did not work (write).

II. Practice

A

1. Прочтите следующие слова.

chair, air, care, hair, share, spare
ore, more, store, oar, roar, board
here, cheer, hear, dear, clear, mere

cure, pure, purely, lure
wire, tired, type, lyre, fire

2. Сгруппируйте слова, имеющие одинаковое звучание гласных. Прочтите их.
merely, wire, stare, tier, air, cheer, newer, pure

3. Прочтите следующие слова.

sere, lyre, core, mire, explore, mere, here, satire, scare, score, hire, store, hair, shore, mare, tyre, cure, tired, sore

4. Выпишите и повторите следующие предложения за диктором; обратите внимание на чтение смысловых групп слов в предложениях.

If you ever go to Paris, | you will find it's very 'easy | to make your way around 'town, | if you speak English well. | Most of the 'taxi drivers, | the 'hotel clerks | speak English. | On the 'buses | or in the street, | you can ask directions from 'anyone | in English, | and get some help.

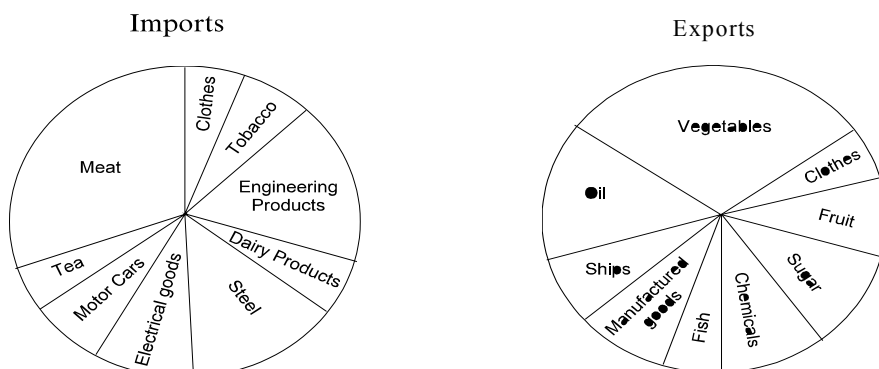
'French people, | the young ones especially, like to practice their English. | 'Most of them | have studied it at school, | sometimes for eight or ten years. |

A knowledge of English | can be a big 'help to a tourist | in 'any part of the world.

5. Прослушайте упражнения 1, 2, 3, 4 и проверьте свое произношение.

B

1. Write 5 questions and answers, looking at the diagram.



Example 1:

Did they import steel in 1995?
Yes, they did, they imported steel.
Did they import fruit?
No, they didn't, they didn't import fruit. They exported steel.

Example 2:

What did they import?
They imported tea.
What else did they import?
They imported meat.

2. Write down 10 sentences comparing imports and exports.

Example:

They imported a lot of meat, but didn't import much tea.
They imported a lot of steel, but didn't export coffee.

3. Agree with your friend and write additional information.

Example:

You went to Cyprus last year, didn't you?
You are right, I went to Cyprus last year, I went there by plane.

The words which you might need: the Crimea, Sochi, the Black Sea, the Baltic Sea, Kiev, by car, by airplane, by ship, by bus.

4. Disagree with your friend and prove your disagreement in written form.

Example:

You enjoyed your travelling, didn't you?
No, I didn't. I didn't enjoy my travelling. It was not interesting.

The words which you might need: to like, to be fond of, to travel much, by train, by ship, last year, every summer.

5. Listen to the text and repeat it after the speaker. Translate the text into Russian.

My trip

When I decided to go to the Crimea I went to the ticket office. In the ticket office I asked the clerk for a seat on a TU-164 liner. I also found out when the plane would start. It started at 12 sharp. So I had an hour and a half for packing. I was happy I was going to the South. I wanted to go there a few years ago, but I couldn't. I had a lot of work to do in summer. I was taking entrance exams to the University. When I finished my packing I started to the airport. The airport was quite a long way from home. I took a bus. It took me one hour to get there. I was quite in time.

6. Write what means of transport you prefer and give proofs.

Example:

I prefer the Metro. It is very comfortable and fast.

7. Write what you usually do in the evening and what you did yesterday.

Example:

I usually read books, but yesterday I listened to the radio.

8. Translate into English in written form.

1. Куда вы ходили вчера вечером? Я ходил в кино. Вы смотрели новый фильм? Да, я смотрел новый фильм. С кем вы ходили? Я ходил с товарищем. Вам понравился этот фильм? Да, очень. 2. Вчера я очень много занимался и лег спать в десять часов вечера. 3. Я не ходил в университет вчера. 4. Мой товарищ пришел домой очень поздно. Он ходил в театр.

III. Test

Part I

Phonetics

В каждой строчке найдите два слова, которые содержат указанный звук.

- | | | | | | |
|----------|----------|----------|----------|---------|----------|
| 1. [iə] | 1) wire | 2) dear | 3) more | 4) term | 5) ear |
| 2. [εə] | 1) clear | 2) roar | 3) spare | 4) main | 5) hair |
| 3. [aiə] | 1) tyre | 2) share | 3) hire | 4) more | 5) air |
| 4. [ɔ:] | 1) low | 2) pare | 3) some | 4) more | 5) board |

В каждой строчке найдите два слова, в которых подчеркнутые буквы читаются так же, как в первом слове.

- | | | | | | |
|-----------------|----------------|-----------------|-----------------|----------------|-----------------|
| 5. <u>cheer</u> | 1) <u>hear</u> | 2) <u>hire</u> | 3) <u>hare</u> | 4) <u>hair</u> | 5) <u>here</u> |
| 6. <u>fire</u> | 1) <u>sere</u> | 2) <u>rare</u> | 3) <u>lyre</u> | 4) <u>fear</u> | 5) <u>tired</u> |
| 7. <u>core</u> | 1) <u>roar</u> | 2) <u>pare</u> | 3) <u>law</u> | 4) <u>lot</u> | 5) <u>coat</u> |
| 8. <u>care</u> | 1) <u>cure</u> | 2) <u>stare</u> | 3) <u>chair</u> | 4) <u>mire</u> | 5) <u>clear</u> |

Part II

Grammar

Выберите форму вспомогательного глагола, соответствующую данному предложению.

- | | |
|--|---------|
| 9. ... he work at the plant last year? | 1) do |
| 10. ... this student attend all the lectures now? (теперь) | 2) does |
| 11. What film ... you see yesterday? | 3) did |
| 12. ... they have any classes on Sunday? | |
| 13. Whom ... you speak to a few minutes ago? | |
| 14. She learns English at school, ... not she? | |

Выберите форму глагола, соответствующую данному предложению.

- | | |
|---|--|
| 15. He ... English very well now. | |
| 1) speak | 2) speaks 3) spoke |
| 16. We ... this problem last year. | |
| 1) study | 2) studies 3) studied |
| 17. We ... an interesting film yesterday. | |
| 1) see | 2) seen 3) saw |

18. At present they ... a lot of coffee.
 1) export 2) exports 3) exported
19. I ... to the Crimea two years ago.
 1) go 2) goes 3) went
20. Who ... in this office? I do.
 1) work 2) works 3) worked

Составьте вопросительные (21-24) и отрицательные (25,26) предложения из данных слов. Запишите цифры в правильной последовательности в составленных вами предложениях.

- | | | |
|---|--|--|
| 21. 1) did
2) spend
3) where
4) you
5) summer holidays
6) your | 22. 1) museum
2) on Sunday
3) what
4) you
5) did
6) visit | 23. 1) ask
2) whom
3) he
4) this
5) did
6) question |
| 24. 1) to do
2) what
3) you
4) did
5) decide | 25. 1) not
2) they
3) miss
4) did
5) term
6) classes
7) last | 26. 1) the rule
2) understand
3) did
4) we
5) not |

Part III

Vocabulary

К каждому русскому слову подберите соответствующее английское слово.

- | | |
|-----------------|-------------|
| 27. одежда | 1) shop |
| 28. путешествие | 2) train |
| 29. автомобиль | 3) airport |
| 30. дорога | 4) clothes |
| 31. корабль | 5) voyage |
| 32. поезд | 6) road |
| 33. самолет | 7) airplane |
| | 8) ship |
| | 9) car |

К каждому английскому слову подберите соответствующее русское слово.

- | | |
|------------|-------------------|
| 34. decide | 1) путешествовать |
| 35. start | 2) изменять |
| 36. go | 3) использовать |
| 37. use | 4) приходить |
| 38. change | 5) отправляться |
| 39. travel | 6) случаться |
| | 7) ехать, ходить |
| | 8) решать |

Подберите правильный ответ к каждому из данных вопросов.

- 40. When does the plane start?
- 41. Why didn't you go anywhere in summer?
- 42. How long did it take you to get to the airport?
- 43. Won't you be late for the train?
- 44. Did you take a bus to get to the airport?
- 45. You liked your trip, didn't you?

-
- 1) No, I went by car.
 - 2) Not at all. I'll be quite in time.
 - 3) At 5 o'clock sharp.
 - 4) I enjoyed it.
 - 5) An hour and a half.
 - 6) I had a lot of work to do preparing for my exams.

Lesson Nine (9)

1. Information for Study 1.1 Phonetical and Orthoepical Material

1. Прослушайте и повторите за диктором таблицы 9 и 10.
2. Запомните таблицы.
3. Выполните упражнения № 1, 2, 3 раздела А.

Таблица 9.

Чтение некоторых сочетаний гласных под влиянием непроносимой «r»

oor [uə]	poor, moor
our [aʊə]	flour, sour

Таблица 10.

Чтение согласных «с», «g»

/	с	[s] перед гласными e, i, y
		[k] перед гласными o, u, a и согласными
/	g	[dʒ] перед гласными e, i, y
		[g] перед гласными o, u, a и согласными

1.2. Sentence Patterns

1. Прослушайте и повторите за диктором каждое предложение раздела 1.2.
2. Запомните их.

Key Examples

I shall have an 'English class tomorrow.
He will be at 'home at 5.
They will 'go 'home soon.
There will be a 'library in this house.
'Will you (he, she, they) 'have an English class?
I shall 'not have an 'English class.

Illustrative Examples

'Will you 'go to the University?

Yes, I shall. No, I shan't.

'Will he 'be at 'home soon?

Yes, he will. No, he will not (he won't).

'Will they become engineers or economists 'next 'year?

They will become engineers.

'What will you read?

I'll 'read a newspaper.

'Where will you 'go 'next week?

We'll 'go to the country next week.

'When will they 'be at the University?

They'll be 'there at 5.

'What will he 'do tomorrow?

He'll study.

'Who will 'take this book?

I shall.

1.3. Active Vocabulary

1. Прослушайте и повторите за диктором каждое слово.
2. Запомните эти слова.

Nouns	Verbs	Adverbs	Conjunctions
birthday	become	soon	after
idea	forget	successfully	as long as
performance	graduate (from)		as soon as
present	leave		before
rest-house	return		if
seat	ring up		provided
stadium	sleep		till
stalls	wait for		until
	wake up		when

Word Combinations

to be busy	to fall asleep
to be free	to feel tired
to be going to	to enjoy smth. greatly
to be in the first year	to go in for sports
to be over	to have lab
to book tickets in advance	to pass exams
the day after tomorrow	with pleasure
to do shopping	

1.4. Grammar

1. Прослушайте и запомните материал раздела 1.4.

Table 21.

The Future Indefinite Tense. Word Order.

		Subject I	Predicate II	Object III	Adverbial Modifier IV
		I	shall have	an English class	tomorrow.
		He	will have	an English class	tomorrow.
		I	have	an English class	tomorrow?
	Shall	he	have	an English class	tomorrow?
	Will	I	have	-	tomorrow?
	What	he	have	an English class	- ?
	When	Who	will have	an English class	tomorrow?

The Future Indefinite Tense of the verb «to go»

Affirmative	Interrogative	Negative
I shall go.	Shall I go?	I shall not go.
He } She } will go.	Will { he } { she } go?	He } She } will not go.
We shall go.	Shall we go?	We shall not go.
You } They } will go.	Will { you } { they } go?	You } They } will not go.

Note: В обстоятельственных придаточных предложениях условия и времени, вводимых союзами if, provided, unless, when, after, before, as soon as, as long as, till, until вместо Future Indefinite Tense употребляется Present Indefinite Tense, но на русский язык глагол в Present Indefinite Tense переводится глаголом в будущем времени.

Сводная таблица форм времен группы Indefinite

Indefinite (Факт, повторяющееся дей- ствие обычного характера)	Present	Past	Future
	ask asks	asked	shall } will } ask

II. Practice

A

1. Прочтите следующие слова и выпишите слова со звуками [uə], [aʊə].

meer, poor, fire, moor, out, cure, flour, deer, air, here, hair, sour

2. Прочтите следующие слова.

cell, crystal, call, fence, German, fact, gun, gypsy, got, page, cutting, cube, ground, bridge, factor, face, good, great

3. Прослушайте и затем прочтите этот диалог.

Albert: 'Hello, is this the 'Andersons' residence?

Voice: 'Yes, this is Andersons'. Whom do you wish to speak to?

Albert: I'd 'like to speak to Professor 'Anderson, 'please, if he is there.

Voice: I think he's here 'somewhere. Just hold the 'line a moment, and I'll 'call him.

Professor A.: 'Hello, this is Professor 'Anderson speaking.

Albert: Oh, hello, Professor Anderson. This is Albert 'Black. I'm sorry to bother you 'home, sir, but I need to talk to you.

Professor A.: What is it you 'want, Albert?

Albert: It's about my 'term paper.

Professor A.: I'll be at my office at three-'thirty tomorrow. Are you 'free 'then, or do you have a 'class?

Albert: That's just 'fine! Thanks a 'lot, Professor. It's very kind of you.

4. Прослушайте упр. 1.2 и проверьте свое произношение.

B

1. Make up sentences in the Future Indefinite Tense using the following verbs and expressions. to be, to have, to see, to write, to ring up, to go, to take, to wake up, to fall asleep, to be free, to be busy

Example: to write → He'll write the letter tomorrow (she, I, we, you, they).

2. Complete the following sentences.

Example: I'll tell him everything when he rings me up.

1. I'll give him the book if (to come) 2. I'll help him if (to want) 3. I'll see him as soon as (to ring up) 4. I'll come to you provided (to be free) 5. He will come unless (to be busy).

3. Write what classes you will have tomorrow, the day after tomorrow.

4. Ask and answer about John's plans for the week.

John's plans for the week

Mon	Buy birthday present.
Tue	Meet a friend.
Wed	Have a lab.

Thu	Go to the cinema.
Fri	Do shopping.
Sat	Go to the stadium.
Sun	Visit friends.

Example 1:	What is John going to do on Monday? John is going to buy a birthday present on Monday.
Example 2:	Will John have time to see his friends on Tuesday? I'm afraid not. He'll go to the cinema.

5. Write down about your plans for a week.
6. Read the text and talk about your visit to the Bolshoy Theatre.

At the Theatre

Tomorrow I'll have my day off. I have booked tickets to the Bolshoi Theatre in advance and I'll go there tomorrow. I feel rather tired by the week-end and I want to rest well on Saturday and Sunday. I phoned my friend and invited her to go to the theatre. She liked the idea of going to the theatre together. She has a lot of work today. She is busy tonight. But tomorrow in the evening she will be free. We shall see «The Swan Lake». I saw this ballet two years ago. I like it very much and I'm sure I'll enjoy myself. As a rule operas and ballets at the Bolshoy Theatre are magnificently staged. Costumes, dresses, scenery, an excellent orchestra and famous conductors, celebrated singers and dancers – everything is the best there. As soon as the curtain is up you will forget everything except the performance. This is a marvellous theatre. I was fortunate to get good seats. We had two seats in the stalls. I don't like to sit right in the front. I prefer to sit some distance from the stage.

7. Listen to the following and reproduce in your own words the conversation between Tom and Alec.
 Hello, Tom, will you go to the cinema with us?
 Thank you, Alec. I'm afraid not, I shall be busy the whole evening, I'll study for my exams.
 Oh, I see. When will the exams end?
 We'll have our last exam on the 23rd of January.
 Will you join us for a skiing trip on Saturday morning at 11 o'clock?
 I think not. I am taking my exam on that day.
 How are you going to spend your holidays?
 If I pass the exams successfully, on the 25th I'll leave for the rest-house.
 Is it far from Moscow?
 No, it's quite near, but the place is beautiful.
 That's a fine idea. You'll have a good time there.
 Yes, I hope so. I think I'll have a good rest there.

8. Topics for discussion:
 - a) What do you think about the best way to spend your coming holidays?
 - b) What Moscow theatres do you like and why?

9. Translate into English (in written form).

1. Я буду в институте в 5 часов. 2. Она будет дома в 3 часа. 3. Он будет завтра занят.
4. Мы будем завтра в театре. 5. Он поедет летом в Крым. 6. Она будет на заводе на следующей неделе. 7. У меня завтра не будет времени. 8. У нас завтра будет мало времени.
9. Она завтра будет свободна. 10. На следующей неделе в институте будет собрание.
11. В нашем городе на будущий год будет новая школа. 12. Он завтра позвонит.

10. Listen to the text, repeat it after the speaker and translate it into Russian.

My friend

Pavel studies at Moscow State University of Economics, Statistics and Informatics. This University trains economists and statisticians for various branches of the National Economy.

Pavel is in his first year now. In 5 years when he graduates from the University he will work as an economist at a statistical body, or at a plant, at an Institute or at an office. There are four faculties at the University. Students study a lot of subjects such as Economics, Computers, Programming, Mathematics, a foreign language and other subjects.

The first term is coming to an end. Classes will be over in a few days. The examinations will begin on the 2nd of January. During the autumn term Pavel worked hard. He attended all the lectures and never missed the seminars. Now he is quite ready for the examinations and hopes to pass them successfully. If he is allowed he will take them in advance.

When the examinations are over Pavel will have his winter holidays. They will last from the 23rd of January till the 7th of February. Some of the students will go to country rest-houses, others will stay in town. During holidays students will go in for sports and spend a lot of time outdoors.

III. Test

Part I

Phonetics

В каждой строчке найдите два слова, которые содержат указанный звук.

- | | | | | | |
|----------|----------|----------|----------|---------|-----------|
| 1. [uə] | 1) pure | 2) poor | 3) pair | 4) moor | 5) mere |
| 2. [auə] | 1) flour | 2) floor | 3) fare | 4) fire | 5) tower |
| 3. [k] | 1) cell | 2) call | 3) cut | 4) city | 5) cyst |
| 4. [dʒ] | 1) gypsy | 2) gate | 3) great | 4) good | 5) gentle |

В каждой строчке найдите два слова, в которых подчеркнутые буквы читаются так же, как в первом слове.

- | | | | | | |
|---------|-------------------|--------------------|------------------|--------------------|--------------------|
| 5. page | 1) gem | 2) glad | 3) gale | 4) got | 5) gym |
| 6. cent | 1) <u>c</u> liff | 2) <u>c</u> ite | 3) <u>c</u> old | 4) <u>c</u> ypress | 5) <u>c</u> ab |
| 7. clap | 1) sp <u>a</u> ce | 2) p <u>e</u> ncil | 3) <u>c</u> ell | 4) <u>c</u> ode | 5) c <u>r</u> aft |
| 8. gun | 1) a <u>g</u> e | 2) g <u>i</u> n | 3) g <u>a</u> me | 4) g <u>o</u> t | 5) b <u>r</u> idge |

Part II

Grammar

Выберите форму глагола, соответствующую данному предложению.

- | | |
|---|---------|
| 9. They ... go to the theatre the day after tomorrow. | 1) do |
| 10. ... you have classes the day before yesterday? | 2) does |
| 11. ... they be busy on Monday? | 3) did |
| 12. ... you tell me about it after the meeting is over? | 4) will |
| 13. She wants to become a teacher, ... not she? | |
| 14. ... he return in a month? I want to talk to him. | |

Составьте вопросительные (15-18) и отрицательные (19, 20) предложения из данных слов. Запишите цифры в правильной последовательности в составленных вами предложениях.

- | | | |
|--|---|--|
| 15. 1) next
2) where
3) you
4) will
5) go
6) week | 16. 1) give
2) who
3) book
4) will
5) you
6) this | 17. 1) take
2) examinations
3) they
4) will
5) what
6) tomorrow |
| 18. 1) she
2) at home
3) will
4) classes
5) be
6) after | 19. 1) not
2) we
3) lectures
4) shall
5) on Saturday
6) have | 20. 1) be
2) in the evening
3) I
4) not
5) free
6) shall |

Part III

Vocabulary

К каждому русскому слову подберите соответствующее английское слово.

- | | |
|-----------------------|----------------|
| 21. после | 1) in front of |
| 22. перед (до) | 2) soon |
| 23. если | 3) if |
| 24. как только | 4) before |
| 25. (до тех пор) пока | 5) as soon as |
| 26. скоро | 6) after |
| | 7) till |
| | 8) when |

К каждому английскому слову подберите соответствующее русское слово.

- | | |
|---------------------|---------------------------|
| 27. forget | 1) получать |
| 28. become | 2) заканчивать (институт) |
| 29. return | 3) возвращаться |
| 30. leave | 4) ждать |
| 31. graduate (from) | 5) забывать |
| 32. wait (for) | 6) приходить |
| | 7) уехать |
| | 8) становиться |

Выберите предлог, соответствующий данному предложению. (Отсутствие предлога обозначается знаком «—»).

33. Do you go ... for sports?

- 1) — 2) at 3) in 4) to

34. Students take exams twice ... a year.

- 1) — 2) on 3) in 4) for

35. Petrov is ... the first year now.

- 1) — 2) at 3) on 4) in

36. She graduated ... the Institute last year.

- 1) — 2) for 3) from 4) of

37. Shall I ring you ... ?

- 1) — 2) up 3) to 4) for

38. Let us wait ... them.

- 1) — 2) to 3) up 4) for

39. I woke ... very early today.

- 1) — 2) up 3) at 4) on

Lesson Ten (10)

1. Information for Study 1.1. Phonetical and Orthoepical Material

1. Прослушайте и повторите за диктором слова-примеры.
2. Запомните таблицу.
3. Выполните упражнения № 1, 2, 3 раздела А.

Таблица 11.

Чтение сочетаний согласных букв.

Буквы	Позиция	Чтение	Пример
sh	любая	[ʃ]	she
ch	любая*)	[tʃ]	cheese
tch	после кратких гласных	[tʃ]	match
ck	после кратких гласных	[k]	black
th	1) в начале знаменательных слов и в конце слова	[θ]	think, myth
	2) в начале местоимений, служебных слов и между гласными	[ð]	this, bathe
wh	1) в начале слова, перед всеми гласными, кроме о.	[w]	what
	2) перед буквой о	[h]	who
wr	в начале слов перед гласными	[r]	write
qu	перед гласными	[kw]	question
ng	после гласных и в конце слова	[ŋ]	long
nk	после гласных	[ŋk]	thank
kn	в начале слова	[n]	knife

1.2. Sentence Patterns

1. Прослушайте и повторите за диктором каждое предложение раздела 1.2.
2. Запомните их.

Key Examples

I am 'reading a letter now.
He is 'not 'reading a letter.
'Are you 'reading a letter?
I was 'reading a letter when you came in.

*) «ch» читается как [k] в словах, в русском переводе которых сочетание ch звучит как звук «х»: chemistry – химия.

Illustrative Examples

- 'Are you 'going to the shop?
 Yes, I am. No, I am not.
- 'Are you 'waiting for a taxi or a bus?
 I am 'waiting for a bus.
- 'What are you doing?
 I am 'reading a magazine.
- 'What 'magazine are you reading?
 I am 'reading an 'English magazine.
- 'Where are you going?
 I am 'going to the theatre.
- 'Who is going to the 'theatre with you?
 My 'friend is.
- 'Why are you 'sitting here?
 I'm sitting because I'm tired.
- 'What were you 'doing when I 'came in?
 I was 'looking for my 'new slides.

1.3. Active Vocabulary

1. Прослушайте и повторите за диктором каждое слово.
2. Запомните эти слова.

Nouns	Verbs	Adjectives	Word Combinations and Abbreviations
cup	describe	dull	to come to see
difference	discuss	same	to go to bed
film	feel		to go shopping
living-room	film		to remember somebody to somebody
match	invite		to turn on the TV-set
play	pronounce		What's on TV?
speciality	record		a.m. — ante meridiem
	spend		G.m.t. — Greenwich mean time
	talk		p.m. — post meridiem

1.4. Grammar¹

Прочтите и запомните материал раздела 1.4.

Table 22.

The Present and Past Continuous Tenses. Word Order.

		Subject I	Predicate II	Object III
		He	is reading was reading	a letter.
		Is Was	he he	reading reading
				a letter? a letter?
What	is	he	reading?	
		Who	is reading	a letter?

Table 23.

The Present and Past Continuous Tenses of the Verb «to read»

Affirmative	Interrogative	Negative
The Present Continuous Tense		
I am reading. He } She } is reading. We } You } are reading They }	Am I reading? Is {he } reading? {she } Are {we } reading? {you } {they }	I am not reading. He } She } is not reading. We } You } are not reading They }
The Past Continuous Tense		
I was reading. He } She } was reading. We } You } were reading They }	Was I reading? Was {he } reading? {she } Were {we } reading? {you } {they }	I was not reading. He } She } was not reading. We } You } were not reading They }

¹ Времена группы Continuous обозначают действие соотношенное с определенным моментом времени, действие в процессе его развития в настоящем, прошедшем или будущем.

Сводная таблица форм времен группы Continuous

Continuous
(действие в определенный
момент, в процессе, в раз-
витии)

Present	Past	Future
am } is } asking are }	was } were } asking	shall } will } be asking

II. Practice

A

- Read the following groups of words (see Table 11).
ring, sing, thing, clang, hang;
bank, tank, thank, link, think;
she, show, shy, wish, fish;
chess, chair, chalk, lunch, check;
fetch, catch, branch, match, bench;
knife, knee, knelt, know, knave;
wrong, write, writer, wreck, wrap.
- Read the following words.
knee, wrangle, knife, wrong, theft, written, these, ship, black, check, match, long, wrestle, cell,
catch, bank, fetch, knelt, scratch, chin, thus, thin, branch, clock.
- Listen and then read the following groups of words.
 - The movies; to the movies; go to the movies; to go to the movies; you do go to the movies, don't you?
 - The game; to the game; go to the game; to go to the game; do you go to the game?
 - They show you; they show you how; they show you how to do it.
- Listen to the speaker and check your pronunciation (ex. 1, 2, 3).

B

- Analyse the usage of the Present Continuous Tense in the following sentences.
1. What lovely weather we are having now, aren't we? 2. What are you thinking of? 3. It was the middle of the day and everyone was resting. 4. At this time two tourists were visiting the town. 5. He was still sleeping. 6. We were looking at some pictures. 7. I'm looking for my keys. 8. You are looking very well. 9. Why are you not looking after your children? They are crying. 10. He was looking out of the window every time when somebody came into the house. He was waiting for a letter.
- We are at an English lesson, write what the students of your group are doing now. Use the verbs given below.
to listen to, to read, to write, to translate, to discuss, to speak, to ask, to talk

3. This is a language laboratory, write down what the students are doing. Use the verbs given below.

to record, to repeat, to look, to answer, to pronounce, to watch

4. Use the Present Continuous Tense instead of the Present Indefinite Tense in the following sentences.

Examples:

I study every day. → I'm studying now.

1. We work every day. 2. I ring up my friend very seldom. 3. I have tea every evening. 4. She works at the library every day. 5. He goes to the University four days a week. 6. They learn English.

5. Listen to the statements about Peter and ask questions about his brother.

Examples:

Peter is studying English. What is his brother studying?

Peter is studying Economics. Peter is ringing Paul up. Peter is teaching in Tomsk. Peter is translating a new text. Peter is sending a registered letter.

6. Look at the picture (p. 88) and

- a) answer the questions.
- b) compose a story.

7. Put all possible questions to the following sentences.

1. A group of students is speaking with a well-known American scientist. 2. They were going to the theater when he saw them in the street. 3. The students of our University attend lectures every day.

8. Listen to the dialogue and reproduce it.

(Nina came to see her friend Ann. They are talking in the living-room.)

Ann: I'm glad to see you, Nina. How are you?

Nina: Thank you, I'm fine.

Ann: And how are your mother and father?

Nina: Father is quite all right, but mother isn't feeling well, it's her head again.

Ann: It's bad.



1. Are the people in the picture staying at a hotel? 2. What do you think about the weather in the picture? Is it raining? Is the sun shining? 3. What are the people doing? Are they drinking tea or coffee? 4. Is one of the men reading a newspaper? 5. What are the children doing?



Nina: What's on TV tonight?

Ann: We'll see now. (Ann is turning on the TV set.) They are filming a famous play, shall we see it?

Nina: I'd like to.

Ann: Let's see it then.

Nina: Is your TV set working well?

Ann: Yes, it is. I see you are enjoying the film. And what about a cup of tea?

Nina: With pleasure.

9. Translate into English.

1. Куда ты сейчас идешь? Я иду домой, а ты? А я – в университет. В университете будет собрание студентов. 2. Где ты был вчера, когда я тебе звонил? Отправлял заказное письмо. 3. Ты вчера много занимался? Да, я учил английские слова, делал упражнения. У меня не было учебника, и я позвонил своему товарищу. 4. Что ты сейчас делаешь? Ты свободен? Я сейчас жду товарища. Он придет через несколько минут.

10. Read the following text and write a letter to your friend.

A letter to a friend

Dear Paul,

Thank you for the invitation to come to Kiev and spend the holidays with you. I hope I shall come after my examinations. The examination in Statistics is the most difficult one for me. But I am sure I shall pass it successfully. I am working hard.

The weather in Moscow is dull, it is raining now. My parents are at home today. Mother is teaching our Bob English and father is reading a book on his speciality. They ask you to remember them to your family.

Hope to see you soon.

Yours, Peter.

III. Test

Part I

Phonetics

В каждой строчке найдите два слова, которые содержат указанный звук.

- | | | | | | |
|---------|----------|------------|----------|----------|----------|
| 1. [ŋ] | 1) tan | 2) ring | 3) kind | 4) link | 5) rang |
| 2. [k] | 1) cope | 2) cite | 3) lock | 4) lace | 5) chap |
| 3. [ð] | 1) thin | 2) that | 3) myth | 4) think | 5) bathe |
| 4. [tʃ] | 1) catch | 2) hang | 3) path | 4) chess | 5) fish |
| 5. [θ] | 1) thus | 2) leather | 3) thank | 4) these | 5) teeth |
| 6. [w] | 1) wrap | 2) when | 3) whole | 4) wait | 5) low |
| 7. [r] | 1) bar | 2) colour | 3) rate | 4) pare | 5) wrong |
| 8. [h] | 1) whale | 2) whom | 3) hair | 4) chop | 5) whip |

Part II

Grammar

Выберите форму глагола, соответствующую данному предложению.

9. ... you ring up your friend yesterday?
1) do 2) did 3) are 4) were
10. ... she reading an English book?
1) do 2) does 3) is 4) are
11. ... he work at your plant?
1) do 2) does 3) is 4) was
12. They ... discussing a problem when he entered the room.
1) do 2) did 3) are 4) were

13. She ... very busy last week.
 1) is 2) was 3) did 4) does
14. What ... they doing now?
 1) is 2) are 3) do 4) did
15. ... you a worker last year?
 1) do 2) did 3) are 4) were
16. Who ... having an examination now?
 1) do 2) does 3) is 4) are

Выберите форму смыслового глагола, соответствующую данному предложению.

17. What problem are you ...? 1) discuss
 18. We ... this problem last week. 2) discusses
 19. Did you ... this problem in class? 3) discussed
 20. This professor often ... such problems at his lectures, doesn't he? 4) discussing
 21. Does he often ... such problems?
 22. Why is he ... this problem?
 23. Shall we ... this problem next week?

Составьте вопросительные (24-26) и отрицательные (27, 28) предложения из данных слов. Запишите цифры в правильной последовательности в составленных вами предложениях.

- | | | | | | |
|-----|--|-----|--|-----|--|
| 24. | 1) is
2) about
3) why
4) talking
5) she
6) it | 25. | 1) describing
2) pictures
3) you
4) what
5) are | 26. | 1) they
2) to do
3) are
4) going
5) what |
| 27. | 1) not
2) she
3) the teacher
4) listening
5) is
6) to | 28. | 1) am
2) I
3) the letter
4) not
5) for
6) looking | | |

Part III

Vocabulary

К каждому русскому слову подберите соответствующее английское слово.

- | | |
|-------------------|---------------|
| 29. различие | 1) difficult |
| 30. разный | 2) different |
| 31. несколько | 3) difference |
| 32. одинаковый | 4) specialist |
| 33. игра | 5) speciality |
| 34. специальность | 6) play |
| | 7) same |
| | 8) some |

К каждому английскому слову подберите соответствующее русское слово.

- | | |
|--------------|-------------------|
| 35. describe | 1) зависеть |
| 36. discuss | 2) ставить рекорд |
| 37. depend | 3) записывать |
| 38. spend | 4) описывать |
| 39. record | 5) использовать |
| 40. invite | 6) обсуждать |
| | 7) тратить |
| | 8) делить |
| | 9) приглашать |

Подберите к каждому вопросу правильный ответ.

- 41. Where are you going?
- 42. What's on at the cinema now?
- 43. Shall we turn on the TV set?
- 44. How are you?
- 45. Would you like a cup of tea?

- 1) With pleasure.
 - 2) Fine, thank you.
 - 3) No, something is wrong with it.
 - 4) Shopping.
 - 5) A new film.

Lesson Eleven (11)

1. Information for Study 1.1. Phonetical and Orthoepical Material

1. Прослушайте и повторите за диктором слова в таблице 12.
2. Запомните таблицу.
3. Выполните упражнения № 1, 2, 3, 4 раздела А.

Таблица 12.

Ударение в двусложных словах на первом слоге.

ударный слог	безударный слог ¹
Существительное	'focus
Прилагательное	'clever
Местоимение	'other
Глагол	'blossom
Наречие	'slowly

1.2. Sentence Patterns

1. Прослушайте и повторите за диктором каждое предложение раздела 1.2.
2. Запомните их.

Key Examples

I have 'prepared this lesson.
 He has 'just seen him.
 I have 'never 'seen this film.
 We have been to 'Kiev this year.
 'Have you 'prepared this lesson?
 'Have you 'ever 'been to St.-Petersburg?
 I 'haven't 'met him since.

¹ Гласные в безударных слогах редуцируются, т.е. дают звуки [ə] или [i].

Illustrative Examples

'Have you 'ever 'been to the South? Yes, I have.

'Has he 'brought the books? No, he hasn't.

'Have you bought this 'dictionary or 'taken it in the library?

I have 'bought it.

'Where have you 'spent your 'summer holidays?

We have 'spent our 'summer 'holidays in the country.

'What 'film have you seen?

I have 'seen an 'English film.

'Who has 'just 'spoken of this film?

I have.

1.3. Grammar

1. Прочитайте и запомните материал раздела 1.3.

Table 24.

The Present Perfect Tense¹ . Word Order.

		Subject I	Predicate II	Object III	Adverbial Modifier IV
		They	have seen	this film	today.
	Have	they	seen	this film	today?
What	have	they	seen	-	today?
		Who	has seen	this film	today?

Table 25.

The Present Perfect Tense of the Verb «to read».

Affirmative	Interrogative	Negative
I have read the letter.	Have I read the letter?	I have not read the letter.
He (she) has read the letter.	Has he (she) read the letter?	He (she) has not read the letter.
We (you, they) have read the letter.	Have we (you, they) read the letter?	We (you, they) have not read the letter.

¹ Времена группы Perfect (настоящее, прошедшее, будущее) выражают действие, законченное к определенному моменту времени в настоящем, прошедшем или будущем.

Сводная таблица форм времен группы Perfect

	Present	Past	Future
Perfect (законченное действие к определенному моменту в настоящем, прошедшем или будущем, результат действия к моменту разговора)	have } has } asked	had asked	shall } will } have asked

Table 26.

The Present Continuous, Present Perfect and Present Indefinite Tenses

He	is reading	a book	now. *
	has just read	a book.	**
	reads	books	every day. ***
I	am translating	the article	now.
	have just translated	the article.	
	translate	articles	well.

Table 27.

The Present Perfect and Past Indefinite Tenses

I	have written	several letters	today.
	wrote	several letters	yesterday.
He	has read	many books	this week.
	read	many books	last week.
She	has typed	an article	this morning.
	typed	an article	yesterday.

Наречия и обстоятельные слова, с которыми обычно употребляется Present Perfect Tense:

already – уже
just – только что
never – никогда
ever – когда-либо

not yet – еще нет
yet – уже (в вопросительном предложении)
since – с тех пор как; с

today – сегодня
this month – в этом месяце
this week – на этой неделе
this year – в этом году
this morning – этим утром

* Он читает книгу сейчас.

** Он только что прочитал книгу.

*** Он читает книги каждый день.

1.4. Active Vocabulary

1. Прослушайте и повторите за диктором каждое слово.
2. Запомните их.

nouns		verbs	
goal	team	accept	point
opportunity	treasure	fail	win
score		loose	

II. Practice

A

1. Read the following words:
 - a) sitting, standing, dinner, summer, kitchen, cutter, written, supper;
 - b) final, dining, minus, stating, writing, sliding, filing, hiking.
2. Read the following pairs of words:
write – written; dine – dinner; file – filling
3. Read the following words:
crystal, Sunday, village, fishy, minus, data, warmly, hobby, candid, rusty, carrot, storming, entry, rally, sofa, curly, army, dusty, happy, student
4. Practice in speaking fluent English.
 - a) How-do-you; How-do-you do? How-do-you-know.
 - b) So-you-see; so-you-see-how; so-you-see-how-few-we-now-have.
 - c) They-show-you; they-show-you-how; they-show-you-how-to-do; they-show-you-how-to-do-the-two-new-dance-steps.
 - d) Why-do-you; why-do-you-try; why-do-you-try-to-be-through-by-two-to-three-minutes-before I-go?
5. Listen to the speaker and check your pronunciation (ex. 1, 2, 3, 4).

B

1. Write questions and answers about Mr. Black who visited the USA in 1988; France in 1989; Australia in 1995; Great Britain in 1996; Italy in 1993; Sweden in 1996.

Example 1:	Has Mr. Black been to the USA? Yes, he has. When did he go there? He went there in 1968.
Example 2:	He has just come from Italy, hasn't he? No, he came from Italy in 1993. It was seven years ago.

2. Write questions and answers about football results.

Football results

	P	W	D	L	F	A	Pts
1. Spartak	34	21	10	3	66	25	50
2. Shakhter	34	20	8	6	57	33	48
3. Zenit	34	21	5	8	51	26	47
4. SK (Rostov)	34	19	12	3	54	27	46
5. Dynamo (Moscow)	34	17	9	8	41	27	42

P	games played – сыгранные матчи
W	games won – выигранные матчи
D	games drawn – ничьи
L	games lost – проигранные матчи
S	goals scored – забитые голы
A	goals against – пропущенные голы
Pts	points scored – полученные очки

Example 1:	Which team has won the most games? Spartak and Zenit (have). Which team has won the fewest games? Dynamo (Moscow) (has).
Example 2:	How many games has Spartak lost? 3.
Example 3:	How many goals has Spartak scored? 66.

3. Answer the following questions.

- Are you taking an examination now?
- What examinations have you taken this year?
- How many exams have you passed entering the University?
- Are you buying stamps now?
- How many stamps have you bought?
- Have you worked hard since the beginning of the term?
- Are you working hard now?
- Have you ever been to the South?

4. Put all possible questions to the following sentences.

- They have bought a nice radio-set today.
- She has finished her work this week.
- We have already written our exercises.

5. Read the dialogue and reproduce it in class.

- A.: Hello, glad to see you, how are you?
 B.: Hello, I'm fine, thank you.
 A.: Have you passed the examinations?
 B.: Yes, they are over now. I've passed all of them successfully.
 A.: Has anybody failed?
 B.: No, nobody in our group.
 A.: What about the holidays? Are you going anywhere?
 B.: I'm leaving for Rostov tomorrow. I've already booked my ticket.
 A.: Have you ever been to Rostov before?

- B.: No, never. I'm going there for the first time. My friend Alec invited me to spend the holidays in his native city.
 A.: And you accepted his invitation with pleasure, of course.
 B.: Certainly, I am glad to have the opportunity to visit this wonderful city famous for its history and great art treasures.
 A.: What time does the train start?
 B.: At 10 p.m.
 A.: Have a nice trip.
 B.: Thank you.

6. Write about:

- 1) your visit to a city (town) you like best of all.
- 2) the football match which you have seen.

7. Translate into English in written form.

1. Я никогда не был в этом театре.
2. Вы были когда-нибудь в Крыму? Да, несколько раз.
3. Он только что пришел.
4. Извините, я забыл вашу фамилию.
5. В этом семестре я сдала 4 экзамена.
6. Мы только что закончили наш завтрак.
7. Я никогда не слышал об этом человеке.
9. Вы читали газету сегодня? Что вы там прочли?
10. Я не приготовила домашнее задание. Я не прочла текст и не перевела предложения.
11. Что вы сейчас делаете?
12. Я вчера читала этот текст.
13. Я еще не прочел эту книгу.
14. Я хожу в институт каждый день.

8. Be ready to speak on what you have done today.

III. Test

Part I

Grammar

Выберите правильный перевод сказуемого в каждом из данных предложений.

- | | |
|--|--------------------|
| 1. Мы <u>переводим</u> такие тексты на каждом уроке. | 1) translate |
| 2. Мы сейчас <u>переводим</u> этот текст. | 2) translates |
| 3. Она уже <u>перевела</u> этот текст. | 3) translated |
| 4. Вы <u>перевели</u> этот текст на прошлом уроке. | 4) are translating |
| 5. Мы всегда <u>переводили</u> такие тексты со словарем. | 5) is translating |
| 6. Он хорошо <u>переводит</u> тексты по своей специальности. | 6) have translated |
| 7. Кто сейчас <u>переводит</u> текст? | 7) has translated |

Выберите форму вспомогательного глагола, соответствующую данному предложению.

- | | | | | |
|-----------------------------------|-------|---------|--------|---------|
| 8. ... you finished the work yet? | 1) do | 2) did | 3) are | 4) have |
| 9. Where ... they going? | 1) do | 2) have | 3) are | 4) is |

10. ... he work in this office?
1) is 2) has 3) do 4) does
11. What book ... she given to you?
1) have 2) has 3) is 4) does
12. ... he go to the South last summer?
1) does 2) did 3) is 4) has
13. What ... you doing when they came to see you?
1) are 2) were 3) do 4) have
14. ... this student studying hard?
1) is 2) are 3) has 4) does

Выберите форму глагола, соответствующую данному предложению.

15. Has she ... this exam? 1) take
16. When did she ... these exams? 2) takes
17. Who ... this exam yesterday? 3) took
18. Is she ... an exam now? 4) taken
19. Does she ... exams twice a year? 5) taking
20. She has not ... this exam yet.
21. She usually ... exams in winter and in summer.

Составьте вопросительные (22-24) и отрицательные (25-26) предложения из данных слов. Запишите цифры в правильной последовательности в составленных вами предложениях.

- | | | |
|---|--|---|
| 22. 1) to
2) you
3) have
4) been
5) ever
6) this town | 23. 1) spoken
2) has
3) of
4) just
5) who
6) this film | 24. 1) passed
2) what
3) you
4) today
5) have
6) exam |
| 25. 1) have
2) yet
3) read
4) I
5) not
6) this book | 26. 1) not
2) the holidays
3) have
4) we
5) seen
6) since
7) them | |

Part II

Vocabulary

К каждому русскому слову подберите соответствующее английское слово.

- | | |
|---------------|-------------|
| 27. статья | 1) team |
| 28. искусство | 2) artist |
| 29. игра | 3) magazine |
| 30. команда | 4) score |
| 31. счет | 5) game |
| 32. очко | 6) art |
| | 7) article |
| | 8) point |

К каждому английскому слову подберите соответствующее русское слово.

- | | |
|------------|----------------------|
| 33.already | 1) никогда |
| 34.always | 2) всегда |
| 35.almost | 3) также |
| 36.just | 4) до тех пор (пока) |
| 37.ever | 5) с тех пор |
| 38.never | 6) только что |
| 39.since | 7) почти |
| | 8) когда-либо |
| | 9) уже |

Дополните диалог правильными по смыслу ответами.

- A: Hello, Nick! Have you passed your exams?
40. N: ...
- A: Has anybody failed?
41. N: ...
- A: What about the holidays? Are you going anywhere?
42. N: ...
- A: Have you ever been there before?
43. N: ...
- A: Are you going by train?
44. N: ...
- A: When does the train start?
45. N: ...
- A: Have a nice trip.

I am leaving for Kiev tomorrow.

At 9 p.m.

Yes, quite successfully.

Yes, I have already booked my ticket.

No, nobody has. At least in our group.

6) No, never, I'm going there for the first time.

Progress Test II
Lessons 7-11

Part I
Phonetics

В каждой строке найдите два слова, в которых подчеркнутые буквы читаются одинаково.

- | | | | | | |
|----|-----------------|------------------|------------------|------------------|------------------|
| 1. | 1) <u>fa</u> re | 2) <u>fi</u> re | 3) <u>fa</u> ir | 4) <u>pu</u> re | 5) <u>me</u> re |
| 2. | 1) <u>cure</u> | 2) <u>clea</u> r | 3) <u>wi</u> re | 4) <u>chee</u> r | 5) <u>se</u> at |
| 3. | 1) <u>poor</u> | 2) <u>po</u> t | 3) <u>mo</u> re | 4) <u>roa</u> r | 5) <u>so</u> ur |
| 4. | 1) <u>law</u> n | 2) <u>do</u> wn | 3) <u>pa</u> rk | 4) <u>bo</u> at | 5) <u>so</u> rt |
| 5. | 1) <u>ter</u> m | 2) <u>tea</u> m | 3) <u>he</u> re | 4) <u>cu</u> rve | 5) <u>cu</u> re |
| 6. | 1) <u>ta</u> sk | 2) <u>ca</u> rt | 3) <u>ta</u> p | 4) <u>ta</u> pe | 5) <u>ta</u> lks |
| 7. | 1) <u>mea</u> t | 2) <u>fi</u> rm | 3) <u>ne</u> rve | 4) <u>fi</u> re | 5) <u>de</u> ar |

Part II
Grammar

Выберите вспомогательный глагол, соответствующий данному предложению.

8. ... he taking an examination now?
1) does 2) has 3) is 4) was
9. ... she study at this faculty?
1) has 2) have 3) is 4) does
10. ... he going to the institute when you met him?
1) has 2) is 3) was 4) did
11. ... he translated this text yet?
1) has 2) have 3) did 4) is 5) does
12. ... you traveled by plane this year?
1) did 2) do 3) have 4) are
13. ... he make the report last week?
1) did 2) does 3) has 4) does
14. ... she taken the journals from the library?
1) have 2) is 3) has 4) does
15. ... they go to St.-Petersburg a year ago?
1) were 2) do 3) did 4) have 5) had
16. ... they start tomorrow?
1) are 2) did 3) shall 4) will
17. ... there any people in the hall now?
1) do 2) did 3) is 4) are 5) were

Выберите форму глаголу, соответствующую данному предложению.

18. He ... this film today.

- 1) saw 2) has seen 3) sees 4) seen

19. She ... me this magazine a week ago.

- 1) gives 2) gave 3) given 4) had given 5) giving

20. Does your brother ... letters to his parents?

- 1) writes 2) wrote 3) writing 4) write

21. He'll go to the cinema, if he ... the tickets.

- 1) got 2) get 3) will get 4) gets

22. What books has he ... from the library?

- 1) take 2) took 3) taken 4) takes 5) taking

23. What is she ... for?

- 1) look 2) looks 3) looking 4) looked

24. Who ... to the south this summer?

- 1) has been 2) was 3) have been 4) were

25. She ... a few letters to them since September.

- 1) wrote 2) has written 3) is writing 4) writes

26. I ... when my friend rang me up.

- 1) am packing 2) was packing 3) have packed

27. This student ... all the lectures now.

- 1) attend 2) attending 3) attends 4) attended

Составьте вопросительные предложения из данных слов. Запишите цифры в правильной последовательности в составленных Вами предложениях

28 1) performances 29 1) invitation

 2) at this theatre 2) she

 3) seen 3) why

 4) what 4) accept

 5) have 5) will

 6) they 6) their

30. 1) you 31. 1) newspaper

 2) holidays 2) reading

 3) where 3) you

 4) spend 4) what

 5) summer 5) are

 6) your

 7) did

- | | | | |
|-----|--------------|-----|----------------|
| 32. | 1) lectures | 33. | 1) examination |
| | 2) you | | 2) has |
| | 3) on Monday | | 3) this |
| | 4) how | | 4) who |
| | 5) attend | | 5) passed |
| | 6) do | | |
| | 7) many | | |

Выберите местоимение, соответствующее подчеркнутому местоимению в русском предложении.

34. Расскажите им о своей работе.

- | | | | |
|---------|----------|---------|-------|
| 1) they | 2) their | 3) them | 4) us |
|---------|----------|---------|-------|

35. Мы сообщаем ему об этом.

- | | | | |
|--------|--------|--------|-------|
| 1) her | 2) him | 3) his | 4) he |
|--------|--------|--------|-------|

36. Это их журнал.

- | | | | |
|----------|---------|---------|--------|
| 1) their | 2) they | 3) them | 4) our |
|----------|---------|---------|--------|

37. Посмотрите этот фильм. Он очень интересный.

- | | | | |
|--------|--------|-------|-------|
| 1) its | 2) his | 3) he | 4) it |
|--------|--------|-------|-------|

38. Попросите их помочь вам.

- | | | | |
|---------|----------|--------|---------|
| 1) they | 2) their | 3) him | 4) them |
|---------|----------|--------|---------|

39. Это его портфель.

- | | | | |
|-------|--------|--------|--------|
| 1) he | 2) his | 3) him | 4) her |
|-------|--------|--------|--------|

40. Спросите его об этом.

- | | | | |
|-------|--------|--------|--------|
| 1) he | 2) his | 3) him | 4) her |
|-------|--------|--------|--------|

Past III

Vocabulary

Выберите английский эквивалент (из трех) данного русского слова.

- | | | |
|-----|--------------|----------------|
| 41. | решать | 1) divide |
| | | 2) decide |
| | | 3) discuss |
| 42. | использовать | 1) spend |
| | | 2) us |
| | | 3) use |
| 43. | товары | 1) good |
| | | 2) goods |
| | | 3) stalls |
| 44. | техника | 1) engine |
| | | 2) engineer |
| | | 3) engineering |

PROGRESS TEST II
LESSONS 7-11

- | | | |
|-----|--------------|--|
| 45. | уезжать | 1) leave
2) live
3) love |
| 46. | тот же самый | 1) some
2) soon
3) same |
| 47. | чувствовать | 1) fall
2) fail
3) feel |
| 48. | описывать | 1) discuss
2) decide
3) describe |
| 49. | статья | 1) art
2) article
3) artist |
| 50. | с тех пор | 1) since
2) science
3) just |

Выберите слово или словосочетание (из трех), которое может следовать за данными глаголами.

- | | | |
|-----|---------|--|
| 51. | to be | 1) bus
2) busy
3) by sea |
| 52. | to fall | 1) asleep
2) sleep
3) tasty |
| 53. | to feel | 1) fried
2) tired
3) tried |
| 54. | to go | 1) the cooking
2) by heart
3) in for sports |
| 55. | to fail | 1) for a walk
2) in exams
3) free |
| 56. | to book | 1) shopping
2) exams
3) tickets |
| 57. | to sit | 1) in the stalls
2) in the performance
3) in advance |

58. to go 1) sleeping
 2) shopping
 3) recording

Выберите предлог, соответствующий данному предложению.

59. I worked at the institute ... last year.

- 1) – 2) of 3) on 4) in

60. I ring ... my friend very often.

- 1) – 2) to 3) for 4) up

61. Will you book the tickets ... advance?

- 1) – 2) in 3) on 4) for

62. Let me wait ... you.

- 1) – 2) of 3) on 4) for

63. Who failed ... the examination?

- 1) – 2) of 3) on 4) in

64. This student is ... the first year.

- 1) – 2) in 3) on 4) for

65. When will they graduate ... the Institute?

- 1) – 2) of 3) from 4) for

66. Have you been ... the South summer?

- 1) – 2) on 3) in 4) to

67. They take examinations twice ... a year.

- 1) – 2) for 3) in 4) at

68. We entered ... the Institute last year.

- 1) – 2) on 3) to 4) for

69. The train starts in an hour. You will be quite ... time.

- 1) – 2) in 3) on 4) for

70. I shall go there ... bus.

- 1) – 2) by 3) on 4) in

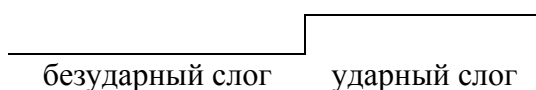
Lesson Twelve (12)

1. Information for Study 1.1. Phonetical and Orthoepical Material

1. Прослушайте и повторите за диктором слова в таблице 13.
2. Запомните таблицу.
3. Выполните упр. 1, 2, 3, 4 раздела А.

Таблица 13

Чтение двусложных слов с ударением на втором слоге.



Глаголы (с неизменяемыми приставками)	se'lect
	for'get
Наречия (с неизменяемыми приставками)	be'fore

Неизменяемые приставки: be-, de-, re-, pre-, se-, per-, pro-, -for.

1.2. Sentence Patterns

1. Прослушайте и повторите за диктором каждое предложение раздела 1.2.
2. Запомните их.

Key Examples

'Many 'houses are 'built 'every year¹⁾.
He was 'told to come.
'Are 'many 'houses 'built 'every year?
'Was he 'told to come?
He was 'not 'told to come.

Illustrative Examples

'Was she 'asked to come?
Yes, she was. No, she wasn't.
'What was she asked?
She was 'asked to come.
'Are 'many 'houses 'built 'every year?
Yes, they are. No, they are not.
'Where are 'many 'houses 'built 'every year?
'Many 'houses are 'built in Moscow.

¹⁾ Много домов строится каждый год.

'What is 'built 'every year?

'Many 'houses are built 'every year.

'This 'text was 'translated by this student.

1.3. Active Vocabulary

1. Прослушайте и повторите за диктором каждое слово.
2. Запомните их

Nouns	Verbs	Word Combinations
athlete	announce	each other
branch	attend	Olympic Medal Winner
citizen	conquer	to be held
event	contribute	to get acquainted
leap-year	divide	to take part
meaning	discuss	
plain	hold	
point	invite	
prize	kill	
	proclaim	
	publish	
	provide	

1.4. Grammar

Прочтите и запомните материал раздела 1.4.

Table 28.

The Passive Voice¹ (Страдательный залог). The Present and Past Indefinite Tenses.

Word Order.

		I	II	III	IV
	Present		<u>is</u> * translated		in class.
	Past	The text	<u>was</u> **	-	yesterday.
	Is				in class?
	Was	this text	translated	-	yesterday?
Where	is				
When	was	this text	translated?	-	
		What	is translated	-	in class?
			was		yesterday?

¹ Глагол в страдательном залоге показывает, что лицо или предмет, являющиеся подлежащим испытывают воздействие со стороны другого лица или предмета.

* переводится.

** был переведен.

Table 29.

**The Present and Past Indefinite Tenses (Passive)
of the Verb «to translate»**

Affirmative	Interrogative	Negative
This text is translated in class. These texts are translated in class. This text was translated yesterday. These texts were translated yesterday.	Is this text translated in class? Are these texts translated in class? Was this text translated yesterday? Were these texts translated yesterday?	This text is not translated in class. These texts are not translated in class. This text was not translated yesterday. These texts were not translated yesterday.

Сводная таблица форм времен в страдательном залоге^{*)}

	Present	Past	Future
Indefinite	<u>am</u> <u>is</u> <u>are</u>	<u>was</u> <u>were</u>	<u>shall</u> <u>be</u> <u>will</u>
Perfect	<u>have</u> <u>been</u> <u>has</u>	<u>had</u> <u>been</u>	<u>shall</u> <u>have been</u> <u>will</u>
Continuous	<u>am</u> <u>is</u> <u>being</u> <u>are</u>	<u>was</u> <u>being</u> <u>were</u>	—

II. Practice

A

1. Read the following words.

reflect, deject, relax, prepare, propose, perform, become, forgive, precede, provide, defeat, prevent, permit, presume, depress, remind, refine, propel, proclaim

2. Put the correct stresses and read the following words.

dinner, forgive, father, declare, climate, select, paper, prefer, retire, forbid, level, picnic, perform, foresee, reject, banner, forget, blanket, define

3. Read the following pairs of words, mind the stress.

present v – present n; project v – project n; forbear v – forbear n; decrease v – decrease n; increase v – increase n

^{*)} Глагол «to be» в соответствующем лице, числе и времени + Participle II смыслового глагола.

4. Listen to exercises 1, 2, 3 and check up your pronunciation.
5. a) Listen to the following sentences paying attention to the auxiliaries in the affirmative.
 I'm leaving at noon. – Are you leaving at noon? – You weren't 'there today.
 I'll do it for you. – Will you do it for 'me? – You wouldn't like to dance.
 Does he want to dance?
 Did they get there in 'time?
 But: do, does and did are usually emphatic auxiliaries in the affirmative.
 I 'do want it. She 'does like them. We 'did go, of 'course.
 b) Pay attention to the verb stress in these sentences:
 No, I don't. Yes, I 'do. Yes, she 'does. Yes, they 'did.
 Let's go, 'shall we? You 'don't, 'do you?
 She 'doesn't, 'does she? They 'didn't, 'did they?

B

1. Write what newspapers are published every day in Russia.

Example:

Izvestia is published every day.
 I get it every morning.

2. Write what magazines are published every month in Russia.

Example:

Neva is published every month.
 I get it every month.

3. Write questions and answers. Use information given below. Write down your favourite books.

M. Gorky	Tales of Italy
N. Chukovsky	Baltic Skies
Yu. Bondarev	The Last Shot
S. Smirnov	Heroes of Brest Fortress
V. Obruchev	Sannikov Land

Example:

Who wrote «The Last Shot»?
 It was written by Yu. Bondarev.

4. Read the text and retell it (underline the Passive Voice forms).

Some words about Olympic Games

The first Olympic Games were held by Greeks in the year 76 B.C.* in the plain of Olympia. They then were held once in four years each leap-year. The four-year period between the games was called the Olympiad. Greece at that time was divided into several states. The citizens of all the Greek states were invited to take part and the peace was proclaimed. The prizes were wreaths made of the branches of olive trees.

When the country was conquered by the Romans the tradition was broken and the games lost their meaning, they were not held again until 1896.

* B.C. – Before Christ (до нашей эры).

5. Read the text and speak on the role of the Olympic Games.

The Soviet Union athletes first took part in the XV Olympic Games in 1952. In Helsinki in 1952 the Soviet athletes got 494 points – as many as the Americans. In Melbourne the Soviet athletes got 98 medals and became the winners of many events. From 1952 the athletes took part in the Games every time they were held. And each time the Soviet athletes were given the largest number of points in most events.

The Olympic Games are attended by thousands and thousands of people. They provide an opportunity for all nations to meet together, contribute to international good will and understanding.

6. Answer the following questions on the Olympic Games.

1. Who were the first Olympic Games held by? 2. Where and when were they held? 3. Who was invited to take part in the Olympic Games? 4. What were the first prizes in the Olympic Games? 5. When did the Soviet Union first take part in the Olympic Games? Where was it? 6. How many medals did the Soviet athletes get in Melbourne? 7. What is the importance of the Olympic Games?

7. Comment on the table given below.

Olympic Medal Winners

	gold	silver	bronze
Russia	56	33	17
USA	29	28	33
Germany	24	18	25
Japan	12	11	7
Britain	7	9	16
Australia	6	5	4
Bulgaria	4	7	5
Holland	4	3	1
Denmark	4	2	0
Sweden	3	2	0
France	2	7	6
Finland	2	1	3
Iran	2	0	2

Example:

- | |
|--|
| 1) How many silver medals were won by Sweden?
2) 56 gold medals were won by Russia. |
|--|

8. Translate into English.

1. Его статьи часто публикуются в этом журнале. 2. Этот английский роман не был переведен на русский язык. 3. Первые олимпийские игры состоялись в Греции. 4. Какие проблемы обсуждались на прошлом собрании? 5. Вам дали возможность сделать эту работу? 6. Ее попросили написать статью для газеты. 7. Их пригласили принять участие в этой спортивной игре. 8. Эта статья обсуждает вопросы экзаменационной сессии. 9. В этой статье обсуждаются вопросы экзаменационной сессии.

9. Put all possible questions to the following sentences.

1. In January 1924 winter sports were added to the program. 2. Since 1948 the Olympic Games are held each four years again.

10. Be ready to speak on the Olympic Games (Relate what you know about them).

III. Test

Part I Grammar

Выберите из каждой группы предложений то, в котором сказуемое выражено глаголом в страдательном залоге.

1. 1) He has written this story.
 2) This story was written last year.
 3) The story written by him is very interesting.
2. 1) She was finishing the work when I came.
 2) She has already finished the work.
 3) The work was finished an hour ago.
3. 1) It is necessary to discuss this problem.
 2) They discussed this problem at the meeting.
 3) This problem is often discussed at our meetings.

Выберите правильный ответ на вопрос.

- | | |
|--|----------------------------|
| 4. The book was given to him as a present by his friend.
Кому подарили книгу? | 1) ему
2) его другу |
| 5. Peter was invited to the theatre by Alec.
Кого пригласили в театр? | 1) Алека
2) Питера |
| 6. The teacher is often asked this question by the students.
Кому задают вопрос? | 1) студентам
2) учителю |
| 7. The seats at the theatre are often booked for them by their friends.
Кто заказывает места? | 1) они
2) друзья |
| 8. She was told about it by her friend.
Кто рассказал об этом? | 1) она
2) ее подруга |

Выберите правильный перевод сказуемого в данных предложениях.

- | | |
|--|-----------------|
| 9. Его часто <u>приглашают</u> для участия в соревнованиях. | 1) invites |
| 10. Он иногда <u>приглашает</u> нас в театр. | 2) is invited |
| 11. Работа была <u>закончена</u> час назад. | 1) was finished |
| 12. Она уже <u>закончила</u> работу. | 2) has finished |
| 13. Мы <u>взяли</u> эти журналы в библиотеке в прошлом семестре. | 1) was taken |
| 14. Эту книгу <u>взяли</u> давно и еще не вернули. | 2) took |

Составьте вопросительные предложения из данных слов. Запишите цифры в правильной последовательности в составленных вами предложениях.

- | | | | |
|-----|---|-----|---|
| 15. | 1) questions
2) you
3) at the examination
4) what
5) asked
6) were | 16. | 1) articles
2) this journal
3) published
4) are
5) his
6) in |
| 17. | 1) in 1980
2) where
3) the Olympic Games
4) held
5) were | 18. | 1) problems
2) usually
3) discussed
4) what
5) at your meetings
6) are |

Выберите отрицание, соответствующее данному предложению.

- | | |
|--|-----|
| 19. This book was ... translated into Russian. | no |
| 20. There were ... any books on this subject in the library. | not |
| 21. It was ... difficult to get this book. | |
| 22. There are ... English books here. | |
| 23. I have ... books on Economics. | |
| 24. I have ... taken this book from the library. | |
| 25. He is ... reading this book. | |

Part II

Vocabulary

Выберите английские слова, соответствующие данным русским словам.

- | | |
|--------------------|---------------|
| 26. обсуждать | 1) publish |
| 27. способствовать | 2) hold |
| 28. проводить | 3) divide |
| 29. завоевывать | 4) describe |
| 30. делить | 5) discuss |
| 31. обеспечивать | 6) conquer |
| 32. посещать | 7) contribute |
| | 8) prove |
| | 9) provide |
| | 10) attend |

Выберите русские слова, соответствующие данным английским словам.

- | | |
|----------------|--------------|
| 33. pedestrian | 1) ветвь |
| 34. citizen | 2) город |
| 35. driver | 3) водитель |
| 36. event | 4) гражданин |

37. branch
38. meaning

- 5) автомобиль
6) значение
7) пешеход
8) событие

Выберите слова вместо цифр, которые соответствуют по смыслу каждому предложению следующего текста.

The first Olympic Games were 39 by Greeks in the year 76 B.C. They then were held once in four years each 40. The four-year period 41 the games was called the Olympiad. Greece at that time was 42 into several states. The 43 of all the Greek states were 44 to take part in the games. When the games were 45 all the wars were stopped and peace was proclaimed.

- 1) branches
2) citizens
3) leap-year
4) between
5) invited
6) divided
7) held
8) announced

Lesson Thirteen (13)

1. Information for Study 1.1. Phonetical and Orthoepical Material

Прослушайте и повторите за диктором английские слова в таблице 14.
Запомните таблицу.
Выполните упражнения 1, 2, 3, 4, 5, 6 раздела А.

Таблица 14.

Чтение двусложных глаголов с ударением на втором слоге

	ударный слог
безударный слог	
Глаголы (с изменяемыми приставками)	sup'pose
	col'lect
	dis'cuss

Изменяемые приставки¹ : con-, in-(en-), sub-, ob-, dis-, ex-, ad-.

1.2. Sentence Patterns

Прослушайте и повторите за диктором каждое предложение.
Запомните их.

Key Examples

He can 'speak English.
'Can he 'speak English?
He 'can't 'speak English.
He could 'speak English.
You 'must 'speak 'English in class.
You 'had to 'speak 'English in class.
She may go.
She might go.

¹ В приставках конечные согласные могут изменяться под влиянием начальных согласных корня (происходит удвоение согласных или замена n на m под влиянием b или p – suppose – sub, combine – con).

Illustrative Examples

'Can he 'speak English?

Yes, he can. No, he can't.

'Could he 'speak English?

Yes, he could. No, he couldn't.

'Will he be 'able to 'speak English?

Yes, he will. No, he won't.

'Must he 'translate this text?

Yes, he must. No, he mustn't (needn't).

'Does he 'have to 'translate this text?

Yes, he does. No, he doesn't.

'Did he 'have to 'translate this text?

Yes, he did. No, he didn't.

'Will he 'have to 'translate this text?

Yes, he will. No, he won't.

'May I 'come into the room?

Do, please. No, you mustn't.

'Might you 'leave 'Moscow for 'St.-Petersburg in 'two 'days?

I think, I might. No, I might not.

'Who can skate? I can.

'What must you do?

'When must we 'leave the hotel?

'Where should we stay?

'Why 'can't you 'show me this letter?

1.3. Active Vocabulary

Nouns	Verbs	Adjectives	Adverbs	Word Combinations
animal	allow	able	quite	You are welcome.
cattle	can (could)	careful		It's a pity.
East	drive	wild		
horse	may			
hotel	(might)			
lane	must			
North	ought			
phone (telephone)	oblige			
road	should			
sign	sing			
West	smell			
	stay			
	taste			

1.4. Grammar

Прочтите и запомните материал раздела 1.4.

Table 30.

Modal Verbs and their Equivalents
(Модальные глаголы и их эквиваленты)

Модальные глаголы и их эквиваленты	Значение	Present	Past	Future
Can to be able (to)	возможность, способность совершения действия	can am, is, are able (to)	could was, were able (to)	- shall, will be able (to)
May to be allowed (to)	возможность совершения действия в зависимости от разрешения или вероятности	may am, is, are allowed (to)	might was, were allowed (to)	- shall, will be allowed (to)
must to have (to)	необходимость совершения действия,	must	-	-
to be (to)	необходимость совершения действия в зависимости от обстоятельства, необходимость совершения действия, заранее запланированного, по договоренности	have (to) has (to) am (to) is (to) are (to)	had (to) was (to) were (to)	shall, will have (to) -
should	необходимость совершения действия	should	-	-
ought (to)	моральная необходимость совершения действия	ought (to)	-	-
to be obliged (to)	быть вынужденным что либо сделать	am, is, are obliged (to)	was, were obliged (to)	shall, will be obliged (to)

Table 31.

Affirmative	Interrogative	Negative
The Present Indefinite Tense		
I <u>can</u> swim. He <u>must</u> go there. You <u>may</u> smoke here. I <u>have to</u> do.	<u>Can</u> you swim? <u>Must</u> he go there? <u>May</u> I smoke here? <u>Do</u> I have to do?	I <u>cannot</u> (can't) swim. He <u>must not</u> (mustn't) go there. He <u>needn't</u> go there. I <u>don't have to</u> do.
The Past Indefinite Tense		
I <u>could</u> swim. I <u>had to go</u> there. You <u>might</u> leave on Sunday. I had to do.	<u>Could</u> you swim. <u>Did he</u> have to go there? <u>Might</u> you leave on Sunday? Did I have to do?	I <u>could not</u> (couldn't) swim. <u>He didn't have to go</u> there. I <u>might not</u> leave on Sunday. I didn't have to do.
The Future Indefinite Tense		
I shall be able to swim. He will have to go there.	Will you be able to swim? Will he have to go there?	I shall not be able to swim. He will not have to go there.

II. Practice

A

Choose and write down in groups the words with similar prefixes.

combine, attack, control, admit, collect, subtract, imply, supply, support, involve, implore, adduce.

Read the following pairs of words, mind the stresses.

subject v – subject n; object v – object n; contract v – contract n; convict v – convict n; import v – import n.

3. Read the following verbs.

support, combine, attain, transform, imply, import, export, supply, subtract, subject, oppose, effuse, contain, oblige, object, discard, allot, admit, abstract

4. Listen to the following sentences paying attention to the difference in modal verbs stresses.

1. I can 'come 'tonight. – I 'can't come tonight. – No, I 'can come tonight.
2. You can 'go now. – You 'can't go now. – 'Can you go now?
3. They could 'help you. – They 'couldn't help you. – 'Could they help you?
4. You must come to 'see us. – You 'mustn't say that. – 'Must you go already?

5. Listen to and repeat the following sentences.

a) 1. I 'know I should. 2. I think I 'can. 3. He thinks he 'could. 4. I'll go if I 'must.

b) 1. She can't 'do it, 'can she? 2. They couldn't 'come, 'could they? 3. We mustn't 'do that, must we? 4. I should 'tell about it, shouldn't I?

6. Listen to exercises 1, 2, 3, and check your pronunciation.

B

1. Observe the usage and position of the modal verbs and translate the following sentences into Russian.

1. Peter studied English for five years. He can read English quite well. 2. Ann never reads English books. She can't read English. 3. Ann will have an examination next week. She should study hard this week. She shouldn't go to the cinema. 4. She is ill. She must stay in bed. She mustn't get up. 5. Ann asked, «May I open the window?» «No, you may not. I'm cold,» answered her mother. 6. I sometimes go to the theatre. I might go to the theatre. I might go to the theatre tomorrow.

2. Make the following sentences a) interrogative b) negative.

1. He can speak English well. 2. You should do morning exercises every day. 3. You may take part in this game. 4. I had to spend much time to do it. 5. You ought to know this. 6. I have to visit my friend. 7. You should be in a good form before the competition.

3. Write questions to which the following sentences are the answers.

1. You must change at Charing Cross for Victoria Station. 2. No, you mustn't play football in the street. 3. Go this way and you can get to Red Square. 4. Yes, I like to sing, but I can't.

4. Translate into Russian.

1. I must tell you my news. 2. We couldn't all go and see this football match. 3. You have to work a lot to learn English. 4. You will have to go to the railway station to see him off. 5. He will not be able to play hockey. 6. We can go to the stadium and watch the match. 7. I was obliged to agree. 8. We could be a success at the competition. 9. We may have a day off tomorrow.

5. Write the following sentences 1) in the past 2) in the future.

a) 1. We can see it again. 2. We can't understand this rule. 3. You can read German, can't you?

b) 1. You must work very hard at your pronunciation. 2. Must we do this exercise?
3. You mustn't eat so much ice-cream.

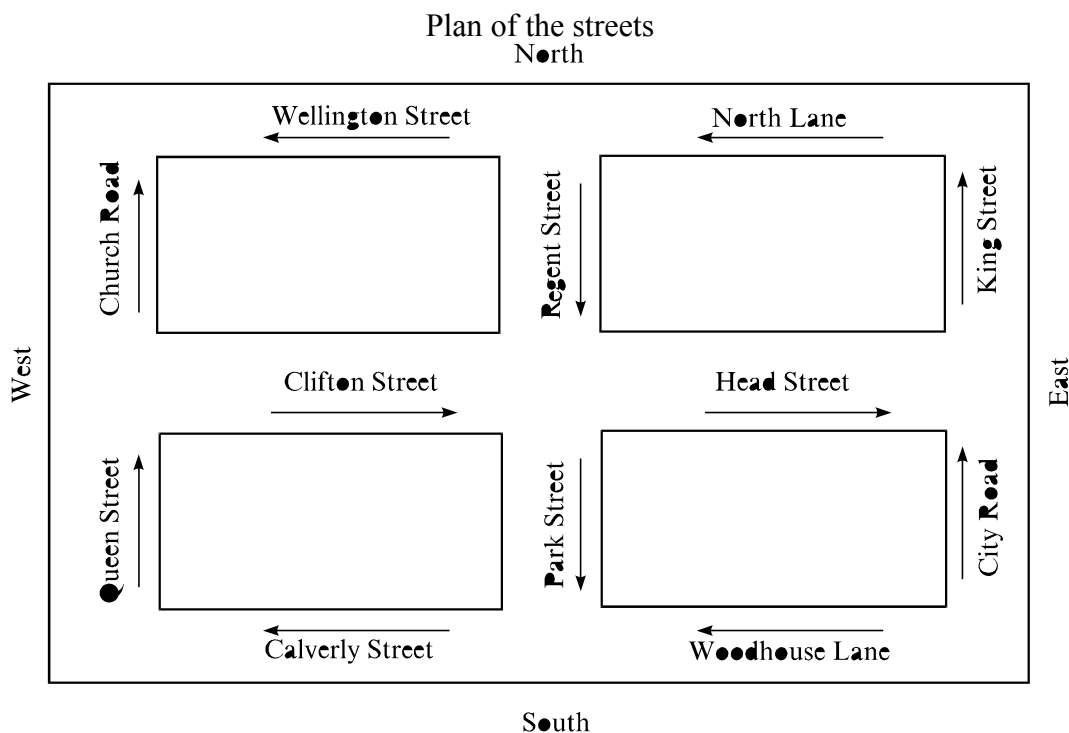
c) 1. You may do it. 2. May I go to the cinema?

6. Listen, repeat and learn these sentences by heart.

1. Can I use your phone? – Certainly. You 're welcome. 2. May I have your tape-recorder for a week, please? – I'm afraid you can't, I need it myself. 3. Can I ring you up in the afternoon? – Do, please. 4. Can I talk to you for a moment, please? – Certainly, what is it? 5. «Excuse me, but can you show me the way to the lab? – With pleasure. Come this way. 6. I'm sorry I can't come. – It's a pity you can't come.

7. Write 8 questions and answers about a one-way traffic system in London.
(see «Plan of the streets»)

Example 1:	Which way do you have to go along Park Street? You have to go South.
Example 2:	Can you go East along Head Street? Yes, you can.
Example 3:	Can you go South along King Street? No, you can't. You have to go North.



8. Write 5 questions and answers with additional information.

Example:	St. A.: Can you skate? St. B.: Certainly, I can, I can skate well.
----------	---

9. Translate into English in written form.

1. В нашем университете много студентов. Они занимаются спортом. У нас есть также и чемпионы. 2. Я люблю футбол, но не могу часто ходить на стадион. У меня мало сейчас времени. 3. Я не могу играть на пианино, но я очень люблю музыку. 4. Я не могу дать вам эту книгу. Я ее сейчас читаю. А эту книгу я уже прочел и могу вам дать. 5. Кто не может участвовать в этой игре? 6. Вам не нужно быть там. Вы не обязаны ходить туда каждый день. 7. Она должна была играть в волейбол? Да, она играла. 8. Мы не должны этого делать. 9. Вы не можете этого забыть.

10. Fill in the blanks with the proper modal verbs.

1. I ... have a knife. I ... cut meat without a knife. 2. He ... understand rapid speech. Speak slowly. 3. You ... drive on the left in England. 4. I ... come to the University every day. I ... come only six days a week. 5. Sorry, I'm late, ... I come in? – Yes, you ... but you ... come on time, you know. 6. You ... speak like that, it's not polite.

1. Он хорошо знает английский и может переводить такие тексты без словаря.
1) can translate 2) may translate

1) can come

2) shall be able to come

1) can arrive

2) is to arrive

1) must work

2) had to work

- Да, можете взять его на несколько дней.

1) may take

2) can take

1) can do

2) could do

1) must tell

2) had to tell

He is allowed to take books from this library.

1) can

2) may

3) must

Составьте вопросительные (12-15) и отрицательные (16, 17) предложения из данных слов. Запишите их номера в правильной последовательности в составленных вами предложениях.

12. 1) to
2) we
3) go
4) can
5) the stadium
6) when

13. 1) book
2) may
3) your
4) take
5) I

14. 1) go
2) the University
3) who
4) to
5) must

- | | | | | | |
|-----|---------|-----|---------------|-----|----------|
| 15. | 1) you | 16. | 1) not | 17. | 1) not |
| | 2) to | | 2) the rule | | 2) there |
| | 3) have | | 3) they | | 3) have |
| | 4) why | | 4) understand | | 4) will |
| | 5) did | | 5) could | | 5) he |
| | 6) it | | | | 6) to go |
| | 7) do | | | | |

Part II

Vocabulary

Выберите английские слова, соответствующие данным русским словам.

- | | |
|------------|------------|
| 18. восток | 1) West |
| 19. запад | 2) North |
| 20. юг | 3) South |
| 21. север | 4) East |
| 22. дорога | 5) drive |
| 23. знак | 6) road |
| | 7) science |
| | 8) sign |

Выберите русские слова, соответствующие данным английским словам.

- | | |
|------------|-----------------------|
| 24. allow | 1) принимать |
| 25. attend | 2) стоять |
| 26. stay | 3) вести (автомобиль) |
| 27. stand | 4) запрещать |
| 28. sing | 5) разрешать |
| 29. drive | 6) останавливаться |
| | 7) петь |
| | 8) посещать |

Подберите в правой колонке предложения, которые по смыслу дополняют предложения в левой колонке.

- | | |
|---|--|
| 30. Bob is ill. | 1) He should be more attentive in class. |
| 31. This student makes many mistakes. | 2) He must see the doctor. |
| 32. Nick is often late for his classes. | 3) He can take part in the competition. |
| 33. John has trained hard and now he is in a good form. | 4) He should have a rest. |
| 34. Tom is tired of playing tennis. | 5) He must get up earlier. |
| 35. Fred has many hobbies. | 6) He can translate a difficult text without a dictionary. |
| 36. Bob knows English very well. | 7) He can sing, dance and play tennis very well. |

Выберите правильный ответ на каждый вопрос.

- 37. Can I ring you up in the afternoon?
- 38. It's a pity you can't come, isn't it?
- 39. May I have your tape-recorder for a week, please?

-
- 1) I am sorry too. But I'll be very busy.
 - 2) I am afraid you can't. I need it myself.
 - 3) Do, please. I'll be at home.

В следующем тексте найдите предложения, в которых говорится:

- 40. – о сроках строительства стадиона Лужники.
- 41. – о том, какие соревнования проводятся во Дворце Спорта.
- 42. – о спортивной подготовке молодых спортсменов.
- 43. – о местонахождении стадиона.
- 44. – о размерах Дворца Спорта.
- 45. – о неспортивных мероприятиях, которые проводятся во Дворце Спорта.

1) The largest sports ensemble in Europe, the Luzhniki Stadium was built in record time: construction was begun in March 1955, and was over on July 31, 1956. 2) The Luzhniki Stadium is located in a curve of the Moskva River, opposite Vorobyevy Hills. 3) The Palace of Sports is the largest indoor sports arena in Europe, it seats 17,000. 4) All major basketball, boxing, tennis competitions are held in the Palace of Sports. 5) The arena is also often used for special ceremonies and public meetings. 6) There are various sports sections at the Stadium where experienced coaches train young people interested in sports.

Lesson Fourteen (14)

1. Information for Study

1.1. Sentence Patterns

Listen to the sentences, repeat them after the speaker.
Remember them.

Direct speech (прямая речь)	Indirect speech (косвенная речь)
«Are you ready?», asked he.	- He asked if (whether) I was ready.
«Will you be ready in 5 minutes?», asked she.	- She asked if (whether) I should be ready in 5 minutes.
She said: «I lived in Moscow last year».	- She said that she had lived in Moscow last year – (жила).
She said: «I live in Moscow».	- She said that she lived in Moscow (живет).
She said: «I'll live in Moscow».	- She said she would live in Moscow – (будет жить).
She says: «I shall live in Moscow».	- She says she will live in Moscow - (будет жить).

Illustrative Examples

She asked where she could get those dictionaries.

They were asked if they worked there.

I was asked when I should leave on Friday.

Mary asked John why he was so angry.

«Did you go far?» asked he. He asked me if I had gone far.

«They will bring me no more misfortune now» he thought.

He thought that they would bring him no more misfortune.

We wondered what (who) would bring him more misfortune.

1.2 Active Vocabulary

1. Listen to the words, repeat them after the speaker.

2. Remember them.

Nouns	Verbs	Adjectives	Word Combinations
command	admit	bright	by the way
conference	catch	competitive	to be angry
hostel	follow		to be ready
misfortune	last		to make a report
skates	pretend		on foot
skating rink	remember		to read a paper
	wonder		

1.3. Grammar

1. Listen to the sentences, repeat them.

Table 32.

Direct and Indirect Speech

Direct Speech	Indirect Speech
Imperative Sentences Повелительные предложения	
She told me, «Wait here»	She told me <u>to wait here</u> .
She asks her, «Don't go there»	She asks her <u>not to go there</u> .

Statements Утверждения

He said, «I am busy»	He said <u>that he was busy</u> .
He said to me, «I have known this young man»	He told me <u>that he had known that young man</u> .
He said, «I'll be here tomorrow»	He said <u>he would be there tomorrow</u> .

General and Special questions Общие и специальные вопросы

He asks me, «Are you a worker?»	He asks (me) <u>if I am a worker</u> .
He asked me, «Are you a worker?»	He asked (me) <u>if I was a worker</u> .
He asked her, «Were you a student?»	He asked (her) <u>if she had been a student</u> .

II. Practice

A

1. Read the following words.

Kate, pole, nine, take, hide, fir, burden, hire, port, far, care, theme, fit, pan, side, fond, girl, mere, sort, here, line, not, gun, her;

say, faint, lie, found, boat, sail, boy, laid, meat, suit, tool, bound, fault, oil, took, hail, sauce, float, May, lie, street, tea;

branch, fast, blind, half, past, craft, mild, raw, bold, saw, fight, law, light, can't, pass, path, calm, chalk, false, hall;
 by, fine, mule, sleep, rain, taking, coal, hoping, focus, likely, hailing, sue, biting, filing, sailing, sleepless, waiter;
 kind, hold, table, fibre, trifle, bugle, noble, metre, acre;
 map, hot, robbing, butter, fan, big, bigger, lesson, let, letter, fun, bag, running, rod, lack, banner, fitting, hand;
 term, car, circus, first, form, serving, her, forming, nor, arm;
 nearly, mare, wire, square, pure, more, fairly, fire, wireless, careful, careless, care;
 moor, spoon, pool, boiling, found, cloudless, coil, food, foil, round, look, hey, loop, toy, noisy;
 cent, gun, job, can, fence, factor, chamber, cube, role, page, fetch, knife, writing, these, path, catching, theft, song, bank, shaking, cell, cat, cutting;
 blossom, butter, easy, clever, picture, carpet, summer, winter, lazy, sofa, battle, paper, minus, nobly, rubber, order;
 prescribe, before, provide, prevent, perfect, define, begin, repeat, select, forgive, betray, belong, require, perform;
 commit, supply, observe, suppose, correct, attain, obtain, impose, combine, affect, collapse, connect, oblige, arrest, enclose, surround.

2. Listen to exercise 1 and check your pronunciation .

B

1. Put the following sentences into Indirect Speech.

- a) 1. He said, «I shall go to the cinema tomorrow.» 2. She said, «I am ready.» 3. They said, «We have finished our work».
 b) 1. I asked, «Can you help me? « 2. We asked, «Did you enjoy the trip?» 3. The teacher asked, «Do you stay in the hostel?» 4. She asked me, «Have you been to the Crimea?»
 c) 1. She asked me, «Where do you study?» 2. She asked us, «What are you discussing?» 3. We asked them, «How many subjects will you study next year?»
 d) 1. She asks me, «Do you know this man?» 2. They ask him, «Where do you study?» 3. He asks her, «What do you learn?»

2. Ask, answer and give additional information.

Some Famous People

Country	16th century	17th century	18th century	19th century	20th century
Italy	Michelangelo	Galileo		Verdi	Guttuso
France		Moliere		Renoir	Picasso
Russia	Rublev		Lomonosov	Tolstoy Tchaikovsky	Majakovsky
England	Shakespeare	Newton		Dickens	Britten
America			Washington	Twain	Dreiser

Example:

St. A.: Have you ever heard of Michelangelo?
 St. B.: Of course, I have. He was a famous sixteenth century Italian artist. I know that he was an artist, but I don't know much about his life.

3. Read the following dialogue and reproduce as it is.

Meeting a Friend

- Pete: Hello, Ann. Glad to see you.
Ann: Hello, Pete, I'm glad to see you too. I thought you were not in Moscow. Have you entered the University?
Pete: Yes, I have. I'm a student of Moscow State University of Economics, Statistics and Informatics. I have passed my exams and was admitted to the faculty of Statistics. The entrance exams were stiff and competitive. By the way, I've heard you entered the University last year. Is it so?
Ann: Yes, I did. I'm in the second year and I am studying to become a teacher.
Pete: It's fine. And do you remember Pavel Volkov?
Ann: Certainly, I do. Every pupil at our school knew him. He was a very bright schoolboy.
Pete: He has graduated from the faculty of Statistics of our University and studies for a degree. Last week I listened to him. He made a report at the sitting of the chair. The principal of our University and the dean were present at the sitting. He was a success.
Ann: I'm not surprised. I have never met such a bright man as Pavel is.
Pete: Yes, he is a bright man. He'll go a long way. Well, Ann, we've been standing here for nearly ten minutes. Let's go out. The weather is so fine today I want to be in the open air. I have had six classes today.
Ann: All right. Let's walk to the library. I need some books. I am taking exams next month, and I have still a lot of work to do.

4. Read the text «Football» and write down your opinion about this story.

Football

Here is Hob's story:

My young cousin Ted is uncle Ben's son. He's only a lad of nine, but he is mad on football. I was staying at uncle Ben's house in Lancashire a week or two ago, and on Saturday young Ted didn't come home for dinner. However, he turned up about three o'clock and I said, «Hallo, Ted, what have you been doing?»

Ted: I was playing football in the street and a policeman came up and said, «Here, young man, you mustn't play football in the street.» Well, as soon as he went away I started to play again. He came back and said, «Didn't I say you mustn't play football in the street? Go on, run off home.» Well I just waited till he turned the corner and I started to play again – and then he came again and caught me.

Hob: Oh, what did he do?

Ted: He said, «Now you'll have to come to the police-station to see the sergeant.»

Hob: He said you were to go to the police-station, did he, and what did the sergeant say?

Ted: He pretended to be angry, but he's a friend of uncle Albert and he used to play football for Manchester City himself when he was younger, and after he'd talked to me he asked me if I'd had dinner, and when I said I hadn't he said, «Must I eat the roll, Sergeant?» He said, «You don't have to if you don't want it.»

Hob: So what did you do then?

Ted: I put it in my pocket till I got outside and then I played football with it!

5. Translate into English.

1. Она спросила меня, знаю ли я ее родителей. 2. Она спросила, где учится этот студент. 3. Мы хотели знать, вернулся ли наш брат в Москву. 4. Я спросил его, играет ли он в теннис. 5. Мы хотели знать, где он учится. 6. Я не знал, когда он придет. 7. Я сказал, что знаю этого человека и видел его несколько раз в университете.

6. Write 10 questions and answers about your University.

7. Speak on the following:

what you have done today.
what you will do tomorrow.
what you did yesterday.

8. Revise sentence patterns of each lesson and write at least three sentences of each type.

III. Test

Part I

Grammar

Выберите из колонки справа правильный вариант перевода подчеркнутой формы глагола.

- | | |
|---|-------------------|
| 1. She said that she <u>worked</u> at this plant. | 1) работает |
| 2. She says that she <u>works</u> at this plant. | 2) работала |
| 3. She said that she <u>had worked</u> at the plant. | 3) будет работать |
| 4. She said that she <u>would work</u> at this plant. | |
| 5. She told us where she <u>worked</u> . | |

Выберите правильный вариант перевода подчеркнутой формы глагола.

6. Он сказал, что он уже закончил работу.
1) finished 2) has finished 3) had finished
7. Я спросил его, играет ли он в шахматы.
1) plays 2) is playing 3) played
8. Она сказала, что переведет этот текст.
1) will translate 2) would translate 3) translate
9. Мне сказали, что он будет в институте завтра.
1) will be 2) should be 3) would be
10. Он сказал, что в предыдущем семестре они брали журналы в этой библиотеке.
1) took 2) were taking 3) had taken

11. Его просили рассказать об этом.

- 1) to tell 2) would tell 3) will tell

12. Он сказал, что он учится в этом институте.

- 1) study 2) studies 3) studied

Выберите вопросительное слово, которое следует использовать в вопросе к подчеркнутому слову.

13. I'll go to the cinema tomorrow.

1) who

14. We took exams last week.

2) what

15. The teacher told us about it.

3) where

16. This is a very interesting book.

4) when

17. You must do it quickly.

5) how

18. We've studied five subjects this term.

6) how many

Part II

Vocabulary

Выберите английские слова, соответствующие данным русским словам.

19. следовать

1) admit

20. помнить

2) last

21. забыть

3) attend

22. интересоваться

4) wonder

23. продолжаться

5) forget

24. принимать

6) follow

7) remember

8) allow

Выберите английские слова, соответствующие данным английским словам.

25. способный

1) competitive

26. сердитый

2) free

27. готовый

3) angry

28. занятый

4) read

29. конкурсный

5) difficult

30. свободный

6) ready

7) bright

8) busy

Выберите слова к цифрам, соответствующие по смыслу предложениям текста.

Pete: Hello, Ann. Glad to see you.

1) in

Ann: Hello, Pete. I am glad to see you ..31.. . Have you

2) by

....32.... the Institute?

3) too

Pete: Yes, I had. I have ..33.. my exams I was ..34.. at the

4) admitted

faculty of Economic Cybernetics. The ..35.. exams

5) entered

were stiff and ..36.. .

6) entrance

..37.. the way, I've heard you ..38.. the University 7) passed
last year. Is it so? 8) competitive

Ann: Yes, I did. I'm ..39.. the second year now.

В следующем тексте найдите предложения, в которых говорится:

40. - о том, какие студенты учатся в университете Дружбы Народов.

41. - о специальностях, которые они получают.

42. - о количестве факультетов и специализаций.

43. - о времени основания университета.

44. - об условиях обучения в университете.

45. - о бесплатном обучении.

Text

1) In 1960 Friendship University was founded in Moscow. 2) Students from 75 countries of Latin America, Africa and Asia study at the University. 3) They are trained as engineers, doctors, agronomists, mathematicians and geologists. 4) There are seven departments and fourteen professions at the University. 5) All students receive stipends and tuition is free. 6) There are many fully-equipped modern laboratories and study rooms at the student's disposal.

Progress Test III
Lessons 12-14

Part I

Phonetics

В каждой группе слов найдите два слова, в которых выделенные буквы или буквосочетания читаются одинаково.

- | | | | | |
|--------------------|-----------------|-----------------|-----------------|-----------------|
| 1. 1) <u>turn</u> | 2) <u>tune</u> | 3) <u>suit</u> | 4) <u>cut</u> | 5) <u>cure</u> |
| 2. 1) <u>serve</u> | 2) <u>grey</u> | 3) <u>neat</u> | 4) <u>bird</u> | 5) <u>sort</u> |
| 3. 1) <u>mind</u> | 2) <u>fight</u> | 3) <u>fir</u> | 4) <u>wire</u> | 5) <u>pin</u> |
| 4. 1) <u>low</u> | 2) <u>rare</u> | 3) <u>raw</u> | 4) <u>lot</u> | 5) <u>core</u> |
| 5. 1) <u>hold</u> | 2) <u>hot</u> | 3) <u>poor</u> | 4) <u>coat</u> | 5) <u>pound</u> |
| 6. 1) <u>grave</u> | 2) <u>grass</u> | 3) <u>cart</u> | 4) <u>grand</u> | 5) <u>raw</u> |
| 7. 1) <u>hare</u> | 2) <u>mark</u> | 3) <u>plain</u> | 4) <u>hire</u> | 5) <u>pair</u> |

Выберите глагол, соответствующий данному предложению

8. This problem ... at the meeting yesterday.
1) is discussed 2) was discussed 3) discussed 4) was discussing
9. May houses ... in Moscow every year now.
1) are building 2) have built 3) were built 4) are built
10. The teacher ... a question by the students.
1) asks 2) asked 3) was asked 4) was asking
11. ... the text translated in class?
1) had 2) does 3) was 4) did
12. ... these books taken from the library yesterday?
1) are 2) were 3) was 4) have
13. Why ... he invited to take part in the competition?
1) was 2) have 3) does 4) were
14. When was this letter ...
1) writes 2) writing 3) wrote 4) written
15. Was this novel ... into Russian a year ago?
1) translate 2) translated 3) translates 4) translating
16. The first Olympic Games ... in Greece.
1) are held 2) were held 3) to be held 4) was held
17. The text ... into four parts.
1) were divide 2) was dividing 3) was divided 4) has divided
18. She ... often ... to the theatre by her friend.
1) has invited 2) is inviting 3) can invite 4) is invited

Выберите модальный глагол, соответствующий данному предложению.

19. You ... finish this work as soon as possible.
1) are 2) have 3) must 4) may
20. I ... not go to the theatre yesterday
1) could 2) can 3) had 4) might
21. You ... to pass this exam next year if you learn the subject.
1) were able 2) will be able 3) can 4) will have
22. He wanted to go to the cinema, but he ... had much work to do.
1) was able 2) was 3) must 4) had
23. Nick has never studied English, so he ... not read English books.
1) must 2) may 3) can 4) should
24. – ... I take this exam in advance?
– Yes, I think you will be allowed to do it.
1) must 2) may 3) should 4) am

Составьте вопросительные предложения из данных слов. Запишите цифры в правильной последовательности в составленном Вами предложении

- | | |
|--|---|
| 25. 1) can
2) questions
3) discuss
4) when
5) we
6) these | 29. 1) these
2) why
3) at the conference
4) discussed
5) were
6) problem |
| 26. 1) have
2) she
3) this work
4) did
5) to do
6) why | 30. 1) asked
2) what
3) you
4) at the examination
5) questions
6) were |
| 27. 1) take
2) what
3) I
4) may
5) book | 31. 1) people
2) admitted
3) how
4) at the Institute
5) every year
6) are
7) many |
| 28. 1) students
2) part
3) this competition
4) what | |

- 5) take
- 6) can
- 7) in

Выберите правильный вариант перевода подчеркнутой формы глагола.

32. Он сказал, что он уже закончил работу.

- 1) finished 2) has finished 3) had finished 4) was finished

33. Я спросил его, играет ли он в шахматы.

- 1) play 2) plays 3) is playing 4) played

34. Она сказала, что переведет этот текст.

- 1) translates 2) had translated 3) will translate 4) would translate

35. Он говорит, что учится в этом институте.

- 1) study 2) studies 3) stadiet 4) would study

36. Они сказали, что взяли книги в библиотеке.

- 1) take 2) took 3) were taken 4) had taken

37. Мне сказали, что он будет в институте завтра.

- 1) was 2) will be 3) would be 4) should be

38. Ее попросили рассказать об этом.

- 1) to tell 2) tells 3) told 4) would tell

Part III

Vocabulary

Выберите английский эквивалент (из трех) данного русского слова.

39. посещать

- 1) allow
2) attend
3) admit

46. позволять

- 1) allow
2) able
3) follow

40. обсуждать

- 1) divide
2) describe
3) discuss

47. очко

- 1) sign
2) point
3) plain

41. приглашать

- 1) inside
2) invite
3) divide

48. гражданин

- 1) citizen
2) cyclist
3) chicken

42. помнить

- 1) remember
2) pretend
3) return

49. продолжаться

- 1) late
2) last
3) lose

PROGRESS TEST III
LESSONS 12-14

- | | | | |
|------------------------------------|---|---------------|-----------------------------------|
| 43. запад | 1) west
2) east
3) north | 50. общежитие | 1) hotel
2) hostel
3) house |
| 44. способствовать | 1) conquer
2) consist
3) contribute | 51. петь | 1) since
2) science
3) sing |
| 45. проводить (соревнование, игры) | 1) lead
2) hold
3) see of | | |

Выберите слово или словосочетание, которое может следовать за данными глаголами.

- | | |
|-----------------|---|
| 52. to make | 1) in time
2) shopping
3) a report |
| 53. to take | 1) past
2) part
3) on foot |
| 54. to get | 1) acquainted
2) tired
3) wrong |
| 55. to attend | 1) by sea
2) lectures
3) opportunity |
| 56. to be | 1) in for sports
2) already
3) ready |
| 57. to drive | 1) a car
2) cattle
3) a horse |
| 58. to proclaim | 1) plain
2) peace
3) leap-year |
| 59. to provide | 1) an opportunity
2) an event
3) importance |
| 60. to win | 1) a goal
2) a game
3) a branch |

Выберите предлоги, соответствующие данным предложениям.

61. We have not had any exams ... this week.

- 1) – 2) in 3) on 4) at

62. Greece was divided ... several states.

- 1) – 2) in 3) into 4) for

63. He was present ... the conference.

- 1) – 2) on 3) at 4) for

64. They will take part ... the game.

- 1) – 2) in 3) into 4) at

65. Can you play ... the piano?

- 1) – 2) on 3) at 4) with

66. He is ... the second year.

- 1) – 2) on 3) at 4) in

67. I'll graduate ... the University next year.

- 1) – 2) out 3) of 4) from

68. The first Olympic Games were held ... Greeks.

- 1) – 2) with 3) to 4) by

69. ... the way, I've heard you are going to take an exam next week.

- 1) – 2) by 3) on 4) in

70. The four-year period ... the Games was called the Olympiad.

- 1) – 2) between 3) by 4) after

Supplementary Training**Grammar and Vocabulary****Tests****Test 1**

Выберите слово или грамматическую форму (из трех), соответствующую содержанию текста для каждой цифры.

Nothing To Wear

Nick Taylor is upset this morning. He is looking for 1 to wear today, but there's 2 in his wardrobe.

He is looking for a clean 3 but all his shirts 4 dirty.

He is looking for a pair of pants, but 5 pants are at the dry cleaner's.

He is looking 6 a pair of socks, but they are on the clothes line, and 7 raining.

Nick is having a 8 time this morning. 9 nothing to wear.

- | | |
|---|--|
| 1. 1) some
2) something
3) somebody | 6. 1) for
2) from
3) at |
| 2. 1) anything
2) nothing
3) no | 7. 1) it is
2) there is
3) there are |
| 3. 1) skirt
2) shirt
3) shoes | 8. 1) good
2) different
3) difficult |
| 4. 1) is
2) are
3) were | 9. 1) there are
2) there is
3) it is |
| 5. 1) him
2) her
3) his | |

Test 2

Выберите слово или грамматическую форму (из трех), соответствующую содержанию текста для каждой цифры.

Happy New Year

1 December thirty-first, New Year's Eve. Mr and Mrs Taylor 2 celebrating the holiday with their daughter and 3 husband. The Tailors are a very happy family this Year's Eve. 4 year is going to be a very good year 5 the family. Next year, Mr and Mrs Taylor are going to 6 a long vacation. They are going to visit Mrs 7 cousin in Texas.

Martha is going 8 graduate school. Her husband is going to buy a car. He is going to save 9 of money and buy a used one.

Happy New Year!

- | | |
|--|--|
| 1. 1) There is
2) It is
3) That is | 6. 1) take
2) give
3) go |
| 2. 1) is
2) are
3) was | 7. 1) Taylor
2) Taylors
3) Taylor's |
| 3. 1) his
2) him
3) her | 8. 1) starts
2) to start
3) starting |
| 4. 1) Next
2) Last
3) This | 9. 1) many
2) little
3) a lot of |
| 5. 1) of
2) for
3) fore | |

Test 3

Выберите слово или грамматическую форму (из трех), соответствующую содержанию текста для каждой цифры.

Weekends.

Every weekend is important to the Taylor family. During the week they 1 have very much time 2, but they spend a lot of time together on the weekend.

Mr Taylor 3 at the shoe store downtown 4 the week, but he does not work there on the weekend.

Mrs Taylor works in the city hospital during the week, but she 5 there on the weekend.

Nick and Pete Taylor 6 to school during the week, but they do not go 7 on the weekend.

On Saturday and Sunday the Taylors 8 all their time together. On Saturday morning they clean the house together.

On Saturday afternoon they work in the garden. And on Saturday evening they 9 in the living room and watch TV together. They 10 adventure films, comedies and cartoons.

On Sunday morning they go to church. On Sunday afternoon they have a big dinner. And on Sunday evening they 11 to music. They usually listen to jazz and rock'n'roll.

As you can see, every weekend is special to the Taylors. 12 their only time together as a family.

- | | |
|--|--------------------------------------|
| 1. 1) do
2) don't
3) doesn't | 7. 1) the
2) there
3) their |
| 2. 1) together
2) gather
3) each other | 8. 1) spend
2) spends
3) spent |
| 3. 1) work
2) works
3) doesn't work | 9. 1) sit
2) sits
3) set |
| 4. 1) for
2) at
3) during | 10. 1) look
2) see
3) watch |
| 5. 1) works
2) does she work
3) doesn't work | 11. 1) listen
2) hear
3) enjoy |
| 6. 1) go
2) goes
3) gone | 12. 1) there
2) it is
3) its |

Test 4

Выберите слово или грамматическую форму (из трех), соответствующую содержанию текста для каждой цифры.

Mr and Mrs Garsia.

Mr and Mrs Garsia live in an old Spanish neighborhood in New York City. They speak 1 English, but usually they speak Spanish.

They 2 Spanish newspapers. They listen 3 Spanish radio stations. They shop at the Spanish store around the corner from their apartment building. And every day they visit their friends and neighbors and 4 about life back in the old country.

Mr and Mrs Garsia are upset about 5 son Pedro. He 6 a small suburb outside the city, and he speaks very 7 Spanish.

He reads American newspapers. He listens to American radio stations. He shops in big suburban supermarkets and shopping malls. And when he 8 his friends and neighbors, he speaks only English.

In fact, the only time Pedro speaks Spanish is when he 9 Mr and Mrs Garsia 10 the telephone or when he visits them every weekend.

Mr and Mrs Garsia are sad because their son Pedro speaks so little Spanish. They are afraid he's 11 his language, his culture and his country.

- | | |
|---------------------------------------|--|
| 1. 1) a little
2) a few
3) many | 7. 1) few
2) little
3) a little |
| 2. 1) write
2) read
3) ready | 8. 1) visit
2) visits
3) visited |
| 3. 1) –
2) to
3) into | 9. 1) call
2) calls
3) is calling |
| 4. 1) talk
2) talks
3) talking | 10. 1) at
2) from
3) on |
| 5. 1) her
2) them
3) their | 11. 1) forget
2) forgets
3) forgetting |
| 6. 1) live
2) lives
3) living | |

Test 5

Выберите слово или грамматическую форму (из трех), соответствующую содержанию текста для каждой цифры.

Close Friends.

My wife and I are very lucky. We have many close friends in this city, and they're all interesting people.

Our friend Jack is a 1. We 2 him when he isn't busy in his laboratory. When we get together with him, he always tells us about 3 new experiments. Jack is a very close friend. We like 4 very much.

Our friend Sheila is an actress. We see her when she 5 making a movie in Hollywood. When we get together with her, she always tells 6 about her life in Hollywood as a movie star. Sheila is a very close friend. We like 7 very much.

Our friends Robert and Frank are famous newspaper reporters. We see them when they aren't 8 around the world. When we get together with 9, they always tell us about their conversations with presidents and prime ministers. Robert and Frank are very close friends. We like them very 10.

Unfortunately, we don't see Jack, Sheila, Robert and Frank very often. In fact, we rarely see them because they're 11 so busy. But we think about them all the time.

- | | |
|--|--|
| 1. 1) science
2) scientific
3) scientist | 7. 1) her
2) him
3) us |
| 2. 1) see
2) saw
3) seen | 8. 1) her
2) them
3) him |
| 3. 1) her
2) his
3) him | 9. 1) travel
2) travelled
3) traveling |
| 4. 1) his
2) him
3) them | 10. 1) us
2) them
3) their |
| 5. 1) doesn't
2) isn't
3) hasn't | 11. 1) many
2) much
3) a lot |
| 6. 1) get
2) got
3) gets | 12. 1) usual
2) usually
3) as usual |

Test 6

Выберите слово или грамматическую форму (из трех), соответствующую содержанию текста для каждой цифры.

A Bad Day at the Office.

Mr Highsmith is the president of an Insurance Company. 1 company is a very large and always very busy one.

Mr Highsmith 2 a staff of energetic employees who work for him. Unfortunately, all his employees are out today. 3 is there. As a result, Mr Highsmith 4 everybody's job, and he's having a VERY bad day at the office!

He's 5 the telephone because the receptionist who usually answers the telephone is at the dentist's office.

He's typing letters because the secretary who usually types letters 6 home in bed with the flu.

He's operating the computer because the computer programmer who usually 7 the computer is on vacation.

He's even 8 the radiator because the repairman who usually fixes the radiator is on strike.

Poor Mr Highsmith! 9 a very busy day at the Insurance Company, and nobody is there to 10 him. He's having a VERY bad day at the office.

- | | |
|------------------------------|--|
| 1. 1) her
2) his
3) us | 7. 1) operate
2) operates
3) operating |
|------------------------------|--|

- | | |
|---|-------------------------------------|
| 2. 1) have
2) has
3) having | 8. 1) fix
2) fixes
3) fixing |
| 3. 1) somebody
2) nobody
3) anybody | 9. 1) it's
2) its
3) there is |
| 4. 1) does
2) has done
3) is doing | 10. 1) hold
2) help
3) hear |
| 5. 1) asking
2) answering
3) speaking | |
| 6. 1) are
2) is
3) is being | |

Test 7

Выберите слово или грамматическую форму (из трех), соответствующую содержанию текста для каждой цифры.

Preparing for the Party.

Mr and Mrs Taylor 1 all their friends and neighbors to a party last night. They stayed home all the day 2 and prepared for the party.

In the morning the Taylors worked 3. Their son Pete cleaned the yard. Their second 4 Nick painted the fence. Mr Taylor fixed their 5 front steps, and Mrs Taylor planted flowers in the garden.

6 the afternoon the Taylors worked inside the house. Mrs Taylor stayed in the kitchen all afternoon. 7 cooked spaghetti for dinner and baked apple pies for dessert. Pete 8 the dishes and cleaned the basement. Nick vacuumed the living room carpet and dusted the 9.

The Taylors finished all their work 10 six o'clock. Their house looked beautiful inside and out.

- | | |
|---|--|
| 1. 1) have invited
2) did not invite
3) invited | 7. 1) he
2) she
3) they |
| 2. 1) yesterday
2) tomorrow
3) tonight | 8. 1) wash
2) washes
3) washed |
| 3. 1) outside
2) inside
3) besides | 9. 1) future
2) further
3) furniture |

- | | | | |
|----|-----------------------------------|-----|--------------------------|
| 4. | 1) son
2) sun
3) song | 10. | 1) at
2) for
3) in |
| 5. | 1) break
2) broke
3) broken | | |
| 6. | 1) at
2) on
3) in | | |

Test 8

Выберите слово или грамматическую форму (из трех), соответствующую содержанию текста для каждой цифры.

Too Bad!

Ronald wants to stay up late to 1 a movie tonight, but he knows he 2.

If he 3 up late to watch the movie, he won't get to bed 4 after midnight.

If he 5 get to bed until after midnight, he'll probably 6 very tired in the morning.

If he 7 very tired in the morning, he might oversleep.

If he oversleeps, he 8 late for work. If he 's late for work, his boss might 9 angry and fire him. So, even though Ronald wants to stay up late' to watch a movie tonight, he isn't 10 to.

- | | | | |
|----|--|-----|----------------------------------|
| 1. | 1) look
2) go
3) watch | 7. | 1) will be
2) is
3) has |
| 2. | 1) shouldn't
2) may not
3) isn't | 8. | 1) will be
2) is
3) be |
| 3. | 1) will stay
2) stay
3) stays | 9. | 1) get
2) gets
3) will get |
| 4. | 1) until
2) before
3) at | 10. | 1) go
2) goes
3) going |
| 5. | 1) won't
2) don't
3) doesn't | | |
| 6. | 1) be
2) is
3) was | | |

Test 9

Выберите слово или грамматическую форму (из трех), соответствующую содержанию текста для каждой цифры.

The Super Saver Department Store.

The Super Saver Department Store is the 1 popular store in town. It isn't the 2, and isn't the most expensive. It 3 have the best products, and it doesn't have the 4.

The furniture isn't the most 5 you can buy, but it's 6 comfortable than the furniture at many other stores.

The clothes aren't the most modern you can buy, but they're more modern 7 the clothes at many other stores.

And the record players and tape 8 aren't the best you can buy, but they are 9 as the record players and tape recorders at many other stores.

You can see 10 The Super Saver Department Store is the most popular store in town. The prices are reasonable and the products are good. 11 people like to shop there.

- | | |
|---|--|
| 1. 1) most
2) more
3) must | 7. 1) then
2) than
3) there |
| 2. 1) cheap
2) cheaper
3) cheapest | 8. 1) records
2) recorders
3) recordings |
| 3. 1) isn't
2) hasn't
3) doesn't | 9. 1) good
2) better
3) best |
| 4. 1) bad
2) worse
3) worst | 10. 1) why
2) because
3) so |
| 5. 1) convenient
2) comfortable
3) complete | 11. 1) because
2) why
3) that's why |
| 6. 1) most
2) mostly
3) more | |

Test 10

Выберите слово или грамматическую форму (из трех), соответствующую содержанию текста для каждой цифры.

The Taylors' Party

Everybody 1 the Taylors party last night. The guests arrived at about 7:30. 2 they arrived, they all sat in the living room. They ate cheese and cookies, 3 wine and talked

Some people talked about 4 children. Other people talked about the weather and 5 talked about how beautiful the Taylors house looked inside and out.

The Taylors 6 dinner in the dining room at 9:00. Everybody enjoyed the meal very 7. They liked spaghetti, and they 'loved' apple pies. In fact, everybody 8 for seconds.

After dinner everybody sat in the living room 9 First Mrs Taylor sang, and her son Pete played the piano. 10 Mr Taylor. showed slides of their trip to Hawaii. After that, they turned 11 the stereo and everybody danced.

The guests enjoyed the party very much! In fact, 12 wanted to go home!

- | | |
|--|---|
| 1. 1) enjoy
2) enjoyed
3) have enjoyed | 7. 1) much
2) many
3) a lot |
| 2. 1) after
2) under
3) until | 8. 1) asked
2) was asked
3) asked |
| 3. 1) drink
2) drank
3) drunk | 9. 1) ago
2) again
3) also |
| 4. 1) they
2) their
3) them | 10. 1) than
2) after
3) then |
| 5. 1) every
2) every then
3) everybody | 11. 1) on
2) off
3) out |
| 6. 1) are serving
2) have served
3) served | 12. 1) everybody
2) anybody
3) nobody |

Final Test

Part I

Phonetics

Найдите в каждой группе слов то, которое содержит звук, данный в начале ряда.

[εə]	1) more	2) heard	3) care	4) cure
[ə:]	1) short	2) wire	3) yard	4) curve
[ɔ:]	1) hurt	2) firm	3) fort	4) calm
[aiə]	1) fair	2) hire	3) care	4) kite

В каждой группе слов найдите то, в котором подчеркнутые буквы читаются также, как в первом слове.

<u>form</u>	1) <u>moon</u>	2) <u>lot</u>	3) <u>hold</u>	4) <u>law</u>
<u>tie</u>	1) <u>ray</u>	2) <u>toy</u>	3) <u>knife</u>	4) <u>sit</u>
<u>brave</u>	1) <u>rat</u>	2) <u>raise</u>	3) <u>grasp</u>	4) <u>care</u>
<u>neat</u>	1) <u>pine</u>	2) <u>bend</u>	3) <u>deed</u>	4) <u>pit</u>

Part II

Grammar

Выберите глагол, соответствующий данному предложению.

... there water in the glass?	do
... they busy yesterday?	does
... he finish studies at 5 o'clock every day?	will
... you taken an examination in marketing this year?	are
... she buy the tickets a week ago?	is
... your parents in the dining-room now?	have
... they finished the work yet?	has
... she an English dictionary?	did
... he ever travelled by plane?	were
... there much show in the street?	

Выберите слово, соответствующее данному предложению.

19. There are not ... books on the shelf.

- 1) some
- 2) any
- 3) anything

20. Is there ... interesting in this article?

- 1) something;
- 2) anything;
- 3) any.

21. Have you ... books on your speciality?

- 1) anything;
- 2) some;
- 3) any.

22. There is ... in the bag.

- 1) nobody;
- 2) nothing;
- 3) some.

Дополните предложения, выбрав необходимые для этого сочетания слов.

23. Why ... to get this book?

- 1) it was difficult;
- 2) was difficult;
- 3) was it difficult;
- 4) difficult.

24. How many exams ... this year?

- 1) have you taken;
- 2) you took;
- 3) you have taken;
- 4) did you take.

25. What ... to do now?

- 1) it is necessary;
- 2) is it necessary;
- 3) necessary;
- 4) is necessary.

Выберите форму глагола, соответствующую данному предложению.

26. She ... this book lately.

- 1) read;
- 2) has read;
- 3) reads;
- 4) is reading.

27. Nobody ... about it (now).

- 1) know;
- 2) knew;
- 3) knows;
- 4) known.

28. Who ... part in the conference today?

- 1) take;
- 2) have taken;
- 3) took;
- 4) has taken.

29. I shall give her the book, when she ...

- 1) comes;
- 2) will come;
- 3) came;
- 4) has come.

30. He ... three letters to her since November.

- 1) wrote;
- 2) has written;
- 3) is writing;
- 4) writes.

31. Does Mr. N. ... English newspapers at this book-stall?

- 1) buys;
- 2) buy;
- 3) buying;
- 4) bought.

32. Did she ... there by train?

- 1) go;
- 2) goes;
- 3) went;
- 4) gone.

33. There ... a scheme and a few diagrams here.

- 1) are;
- 2) were;
- 3) is;
- 4) have been.

34. Has he ... to the dean?

- 1) spoke;
- 2) speaking;
- 3) speak;
- 4) spoken.

Выберите модальный глагол, соответствующий данному предложению.

35. My sister ... sing and play the piano very well.

- 1) may;
- 2) is able;
- 3) can;
- 4) has.

36. – Do you allow me to take this book?

– You ... take this book, if you need it.

- 1) are able;
- 2) should;
- 3) may;
- 4) must.

37. You ... bring me this book as soon as possible.

- 1) must;
- 2) have;
- 3) are;
- 4) may.

38. She was ill last week. She ... to stay at home.

- 1) had;
- 2) must;
- 3) are;
- 4) is able.

39. You ... go in for sports if you want to become healthy.

- 1) have;
- 2) must;
- 3) are;
- 4) may.

Выберите английский эквивалент для слова, стоящего в скобках.

40. He has (больше) free time than I have

- 1) more;
- 2) most;
- 3) fewer.

41. This is (самый удобный) chair.

- 1) more comfortable;
- 2) the most comfortable;
- 3) the least comfortable.

42. Winter is (самый холодный) season in the year.

- 1) cold;
- 2) colder;
- 3) the coldest.

43. They have (меньше) time than we have.

- 1) little;
- 2) less;
- 3) fewer.

44. This way is (короче).

- 1) short;
- 2) shorter;
- 3) shortest.

45. She learned the words (лучше) than the other students.

- 1) well;
- 2) better;
- 3) the best.

Выберите местоимения, соответствующие подчеркнутым местоимениям в русских предложениях.

Пусть <u>он</u> встретит их на остановке.	you
Верните <u>нам</u> наши деньги.	she
Он рассказал <u>им</u> о своих приключениях.	he
Пусть они помогут <u>ему</u> .	him
Нам не понравился <u>их</u> доклад.	his
Они забыли здесь <u>свои</u> учебники.	we
Она ждала <u>их</u> два часа.	us
Возьмите <u>свои</u> книги.	our
Пусть <u>она</u> ответит на наши вопросы.	they
	them
	their
	12) your
	13) her

Составьте вопросительные предложения из данных слов и запишите цифры в правильной последовательности в составленных вами предложениях.

55.	1) there	56.	1) has	57.	1) English
	2) go		2) what		2) there
	3) why		3) bought		3) in
	4) necessary		4) he		4) are
	5) is		5) books		5) what
	6) to		6) this week		6) journals
	7) it				7) the library
58.	1) sister	59.	1) do		
	2) summer		2) many		
	3) last		3) every day		
	4) where		4) how		
	5) travel		5) have		
	6) did		6) you		
	7) your		7) lectures		

Part III

Vocabulary

Выберите английские слова, соответствующие данным русским словам.

- | | |
|-----------------|--------------|
| 60. соглашаться | 1) find |
| 61. появляться | 2) spend |
| 62. искать | 3) listen |
| 63. посылать | 4) see |
| 64. слышать | 5) disappear |
| 65. видеть | 6) agree |
| 66. торопиться | 7) send |
| | 8) hurry |
| | 9) appear |
| | 10) hear |
| | 11) look for |

- | | |
|----------------|------------|
| 67. уже | 1) ever |
| 68. внутри | 2) though |
| 69. никогда | 3) behind |
| 70. достаточно | 4) also |
| 71. между | 5) always |
| 72. также | 6) outside |
| 73. только | 7) enough |
| 74. когда-либо | 8) already |
| | 9) between |
| | 10) inside |
| | 11) only |
| | 12) never |

Выберите в правой колонке слова или словосочетания, которые могут следовать за данными глаголами.

- | | |
|--------------|------------------|
| 75. to fall | 1) the cooking |
| 76. to do | 2) in exams |
| 77. to make | 3) a distance |
| 78. to go | 4) asleep |
| 79. to cover | 5) a report |
| 80. to fail | 6) in for sports |

Выберите предлоги, соответствующие данным предложениям.

- | | |
|--|---------|
| 81. There are a lot of cars ... the street. | 1) - |
| 82. Look ... this picture. It's wonderful. | 2) for |
| 83. He worked at the factory ... last year. | 3) in |
| 84. When shall we go ... there? | 4) on |
| 85. You attend lectures twice ... a week, don't you? | 5) of |
| 86. I am waiting ... you. | 6) from |

- | | |
|---|----------|
| 87. We shall graduate ... the University in 1998. | 7) since |
| 88. They worked hard ... the beginning of the term. | 8) to |
| 89. My brother is a student, he is ... the second year now. | 9) at |
| 90. You didn't listen ... him attentively. | |
| 91. I'll come ... 2 o'clock. | |
| 92. We'll take this examination ... the end of the term. | |
| 93. We shall go to Kiev ... April. | |

Выберите английские слова, соответствующие подчеркнутым словам в русских предложениях.

- | | |
|---|-----------|
| 94. У него <u>много</u> работы. | 1) much |
| 95. В библиотеке <u>мало</u> книг по вашей специальности. | 2) many |
| 96. У меня есть <u>много</u> статей по этому вопросу. | 3) little |
| 97. Он прожил в этом городе <u>много</u> лет. | 4) few |
| 98. У меня <u>мало</u> денег. | |
| 99. Он <u>много</u> читает. | |
| 100. В этой работе <u>мало</u> ошибок. | |

English-Russian Vocabulary

A

accept	- <i>v</i> принимать, допускать, соглашаться
accident	- <i>n</i> несчастный случай
actor	- <i>n</i> актер
actress	- <i>n</i> актриса
admit	- <i>v</i> допускать, принимать
after	- <i>prep</i> по, после, за; <i>сj</i> после того, как; <i>adv</i> затем, потом, позднее, спустя
again	- <i>adv</i> снова, опять
age	- <i>n</i> возраст
agree	- <i>v</i> соглашаться
airport	- <i>n</i> аэропорт
almost	- <i>adv</i> почти, едва не
aloud	- <i>adv</i> громко, вслух
already	- <i>adv</i> уже
announce	- <i>v</i> объявлять, извещать, публиковать
answer	- <i>n</i> ответ, <i>v</i> отвечать
any	- <i>pron</i> какой-нибудь; сколько-нибудь
apple-pie	- <i>n</i> яблочный пирог
arc	- <i>n</i> дуга, арка
armchair	- <i>n</i> кресло
art	- <i>v</i> искусство
artist	- <i>n</i> художник
ask	- <i>v</i> спрашивать
as ... as	- также как
as long as	до тех пор, пока
as soon as	как только
at	- <i>prep</i> у, в
athlete	- <i>n</i> спортсмен, атлет
attentive	- <i>a</i> внимательный
author	- <i>n</i> автор
autumn	- <i>n</i> осень

B

bad	- <i>a</i> дурной, плохой
bag	- <i>n</i> сумка, портфель
beautiful	- <i>a</i> красивый, прекрасный
become	- <i>v</i> становиться, делаться
bed	- <i>n</i> кровать
before	- <i>prep</i> перед; до; <i>сj</i> до того как
behind	- <i>adv</i> позади
between	- <i>prep</i> между
birthday	- <i>n</i> день рождения
black	- <i>a</i> черный

blackboard	- <i>n</i> классная доска
blue	- <i>a</i> голубой, синий
book	- <i>n</i> книга; <i>v</i> заказывать билеты
border	- <i>n</i> граница
branch	- <i>n</i> ветвь, ветка; отрасль, филиал, отделение
bread	- <i>n</i> хлеб
bright	- <i>a</i> яркий, светлый; <i>adv</i> ярко, блестяще
bronze	- <i>n</i> бронза; <i>a</i> бронзовый
brown	- <i>a</i> коричневый
bus	- <i>n</i> автобус
butter	- <i>n</i> масло
buy	- <i>v</i> покупать

С

café	- <i>n</i> кафе
cake	- <i>n</i> торт, кекс, пирожное
call	- <i>v</i> звать, окликать
canteen	- <i>n</i> столовая
car	- <i>n</i> автомобиль
careful	- <i>a</i> заботливый; старательный; аккуратный
carpet	- <i>n</i> ковер
catch	- <i>v</i> ловить, поймать; уловить
ceiling	- <i>n</i> потолок
celebrate	- <i>v</i> праздновать
certainly	- <i>adv</i> конечно, несомненно
chair	- <i>n</i> стул; кафедра
chalk	- <i>n</i> мел
champion	- <i>n</i> чемпион
change	- <i>v</i> меняться; изменять
chemicals	- <i>n pl</i> химические препараты, химикалии
chicken	- <i>n</i> цыпленок, птенец
cinema-goer	- <i>n</i> любитель кино
citizen	- <i>n</i> гражданин
city	- <i>n</i> большой город
class	- <i>n</i> урок, занятие
class-room	- <i>n</i> классная комната, класс
clothes	- <i>n pl</i> платье, одежда; белье
coat	- <i>n</i> пальто
cocoa	- <i>n</i> какао
coffee	- <i>n</i> кофе
coin	- <i>n</i> монета
cold	- <i>a</i> холодный
collect	- <i>v</i> собирать, коллекционировать
colour	- <i>n</i> цвет
come (in)	- <i>v</i> входить
command	- <i>n</i> команда
competition	- <i>n</i> соревнование

computer	- <i>n</i> вычислительная машина, компьютер
conference	- <i>n</i> конференция, совещание, съезд
consist (of)	- <i>v</i> состоять из
consultation	- <i>n</i> консультация
contribute	- <i>v</i> содействовать, способствовать
convenient	- <i>a</i> удобный, подходящий, пригодный
cook	- <i>v</i> готовить обед
cost	- <i>v</i> стоить, обходиться
course	- <i>n</i> курс, направление
cousin	- <i>n</i> кузен, кузина (двоюродный брат, сестра)
crossing	- <i>n</i> пересечение, скрещивание; переход (через улицу)
cybernetics	- <i>n</i> кибернетика
cyclist	- <i>n</i> велосипедист

D

dairy	- <i>a</i> молочная
Dane	- <i>n</i> датчанин
Danish	- <i>a</i> датский
dark	- <i>a</i> темный
death	- <i>n</i> смерть
decide	- <i>v</i> решать, принимать
degree	- <i>n</i> степень, звание
describe	- <i>v</i> описывать, изображать
desk	- <i>n</i> письменный стол
dessert	- <i>n</i> десерт, сладкое
dictionary	- <i>n</i> словарь
difference	- <i>n</i> разница, различие
difficult	- <i>a</i> трудный
dining-room	- <i>n</i> столовая
dinner table	- <i>n</i> обеденный стол
disagree	- <i>v</i> не соглашаться
discuss	- <i>v</i> обсуждать
distance	- <i>n</i> расстояние
divide	- <i>v</i> делить
doctor	- <i>v</i> врач, доктор
draw	- <i>v</i> тащить; кончать (игру) вничью
drive	- <i>v</i> вести (автомобиль)
driver	- <i>n</i> шофер, водитель
dull	- <i>a</i> скучный
Dutch	- <i>a</i> голландский
Dutchman	- <i>n</i> голландец

E

east	- <i>n</i> восток; <i>a</i> восточный
easy	- <i>a</i> легкий
eat	- <i>v</i> есть

economics	- <i>n</i> 1) экономика, 2) народное хозяйство
economist	- <i>n</i> экономист
egg	- <i>n</i> яйцо
electronics	- <i>n</i> электроника
engineer	- <i>n</i> инженер
English	- <i>a</i> английский; <i>n</i> английский язык
enjoy	- <i>v</i> получать удовольствие, наслаждаться
enough	- <i>adv</i> достаточно
enter (the University)	- <i>v</i> поступать (в университет)
entrance examination	- вступительный экзамен
event	- <i>n</i> событие
examination	- <i>n</i> экзамен
export	- <i>v</i> экспортировать, вывозить (товары)

F

faculty	- <i>n</i> факультет
fail	- <i>v</i> провалить(ся) на экзамене
family	- <i>n</i> семья
famous	- <i>a</i> известный
festival	- <i>n</i> празднество, фестиваль
few	- <i>a</i> немного, немногие;
a few	несколько
fine	- <i>a</i> хороший прекрасный
finish	- <i>v</i> кончать; <i>n</i> финиш
Finnish	- <i>a</i> финский
fish	- <i>n</i> рыба
flat	- <i>n</i> квартира
floor	- <i>n</i> пол
follow	- <i>v</i> следовать, идти за
forget	- <i>v</i> забывать
fork	- <i>n</i> вилка
French	- <i>a</i> французский; <i>n</i> французский язык
friend	- <i>n</i> друг, приятель
frosty	- <i>a</i> морозный
fruit	- <i>n</i> фрукт
fry	- <i>n</i> жареное (кушанье); жаркое

G

game	- <i>n</i> игра
gas range	- <i>n</i> газовая плита
geography	- <i>n</i> география
German	- <i>a</i> немецкий; <i>n</i> немецкий язык
get up	- <i>v</i> вставать, подниматься
give	- <i>v</i> дать, давать

go	- <i>v</i> идти, ходить; ехать; уходить; уезжать
goal	- <i>n</i> цель; гол; задача
gold	- <i>n</i> золото; богатство, сокровища; <i>a</i> золотой
good	- <i>a</i> хороший
goods	- <i>n</i> товар, вещи, имущество
goodwill	- <i>n</i> доброжелательность, добрая воля
graduate (from)	- <i>v</i> заканчивать (институт)
great	- <i>a</i> великий, большой
Greek	- <i>a</i> греческий
green	- <i>a</i> зеленый

Н

half	- <i>n</i> половина
ham	- <i>n</i> ветчина
hand	- <i>n</i> рука
hard	- <i>a</i> твердый, жесткий, крепкий; <i>adv</i> твердо, сильно, упорно
hat	- <i>n</i> шляпа
head	- <i>n</i> голова; <i>v</i> возглавлять, вести
headphones	- <i>n</i> наушники
hear	- <i>v</i> слышать, услышать
heart	- <i>n</i> сердце
help	- <i>v</i> помогать
here	- <i>adv</i> здесь
hold	- <i>v</i> держать, владеть, проводить
holidays	- <i>n</i> каникулы
hope	- <i>v</i> надеяться
hostel	- <i>n</i> общежитие (студенческое)
hot	- <i>a</i> горячий
hotel	- <i>n</i> отель, гостиница
house	- <i>n</i> дом

И

ice-cream	- <i>n</i> сливочное мороженое
idea	- <i>n</i> идея, мысль
if	- <i>сj</i> если
import	- <i>v</i> ввозить
important	- <i>a</i> важный, значительный
impossible	- <i>a</i> невозможный
in	- <i>prep</i> в, на
in front of	- <i>prep</i> впереди
injury	- <i>n</i> повреждение, рана, ушиб
inside	- <i>adv</i> внутри
institute	- <i>n</i> институт
intend	- <i>v</i> намереваться
interesting	- <i>a</i> интересный
interval	- <i>n</i> перерыв, антракт

invitation	- <i>n</i> приглашение
invite	- <i>v</i> приглашать, просить
Irish	- <i>a</i> ирландский
Italian	- <i>a</i> итальянский

J

Japanese	- <i>a</i> японский
journal	- <i>n</i> журнал
juice	- <i>n</i> сок
just	- <i>adv</i> знать

K

kill	- <i>v</i> убивать, бить
knife	- <i>n</i> нож
know	- <i>v</i> знать

L

laboratory work	- <i>n</i> лаборатория
lad	- <i>n</i> мальчик, юноша, парень
lane	- <i>n</i> тропинка; переулок
large	- <i>a</i> большой, крупный
last	- <i>v</i> продолжаться, длиться, сохраняться
late	- <i>a</i> поздний; прежний, недавний
law	- <i>n</i> закон
leap-year	- <i>n</i> високосный год
leave	- <i>v</i> оставлять, покидать
lecture	- <i>n</i> лекция
lesson	- <i>n</i> урок
letter	- <i>n</i> письмо
library	- <i>n</i> библиотека
light	- <i>a</i> светлый
like	- <i>v</i> нравиться, любить
listen (to)	- <i>v</i> слушать
little	- <i>adv</i> маленький, небольшой
a little	немного
live	- <i>v</i> жить
look (at)	- <i>v</i> смотреть (на)
look for	- <i>v</i> искать
lorry	- <i>n</i> грузовик
lose	- <i>v</i> терять; проигрывать

M

magazine	- <i>n</i> журнал
magnificent	- <i>a</i> великолепный
man	- <i>n</i> человек; мужчина
manufacture	- <i>v</i> обрабатывать, производить

map	- <i>n</i> карта (географическая)
match	- <i>n</i> матч
mathematics	- <i>n</i> математика
mausoleum	- <i>n</i> мавзоль
meal	- <i>n</i> еда
mean	- <i>v</i> намереваться, иметь в виду
meaning	- <i>n</i> значение, смысл
meat	- <i>n</i> мясо
medicine	- <i>n</i> медицина
meet	- <i>v</i> встречаться
meeting	- <i>n</i> собрание, встреча
member	- <i>n</i> член
microphone	- <i>n</i> микрофон
midnight	- <i>n</i> полночь
militiaman	- <i>n</i> милиционер
milk	- <i>n</i> молоко
miss	- <i>v</i> промахнуться, пропустить
month	- <i>n</i> месяц
monument	- <i>n</i> памятник, монумент
much	- <i>adv</i> много
museum	- <i>n</i> музей

N

napkin	- <i>n</i> салфетка
nation	- <i>n</i> народ, нация
nationality	- <i>n</i> национальность
native	- <i>n</i> родной
near	- <i>prep</i> около, у, возле
necessary	- <i>a</i> необходимый
never	- <i>adv</i> никогда
new	- <i>a</i> новый
newspaper	- <i>n</i> газета
nice	- <i>a</i> хороший, приятный
north	- <i>n</i> север; <i>a</i> северный
nose	- <i>n</i> нос
note-book	- <i>n</i> тетрадь
novel	- <i>n</i> роман

O

occupy	- <i>v</i> занимать, завладевать, оккупировать
office	- <i>n</i> служба, должность
often	- <i>adv</i> часто
old (older, oldest)	- <i>a</i> старый (старший, самый старший)
on	- <i>prep</i> на
only	- <i>a</i> единственный; <i>adv</i> только
open	- <i>v</i> открыть

opportunity	- <i>n</i> удобный случай, благоприятная возможность
opposite	- <i>a</i> противоположный; <i>prep</i> против, напротив
outside	- <i>n</i> наружная сторона; <i>adv</i> снаружи, вне

Р

pack	- <i>v</i> упаковывать
pair	- <i>n</i> пара
paper	- <i>n</i> бумага; статья, газета
parents	- <i>n</i> родители
pass	- <i>v</i> передавать
pay	- <i>v</i> платить
peace	- <i>n</i> мир
pedestrian	- <i>n</i> пешеход; <i>a</i> пеший; пешеходный
pen	- <i>n</i> ручка
pencil	- <i>n</i> карандаш
performance	- <i>n</i> представление
person	- <i>n</i> человек, личность, особа
physician	- <i>n</i> врач
physics	- <i>n</i> физика
picture	- <i>n</i> картина
pilot	- <i>n</i> пилот, летчик
plane	- <i>n</i> самолет
plant	- <i>n</i> завод
plate	- <i>n</i> тарелка
platform	- <i>n</i> платформа, перрон
pleasant	- <i>a</i> приятный, милый, славный
pocket	- <i>n</i> карман
poet	- <i>n</i> поэт
point	- <i>n</i> точка, пункт; очко
Polish	- <i>a</i> польский
popular	- <i>a</i> популярный
population	- <i>n</i> население, жители
portion	- <i>n</i> часть, доля
Portuguese	- <i>a</i> португальский
possible	- <i>a</i> возможный
prepare	- <i>v</i> готовить
present	- <i>n</i> настоящее время; подарок; <i>v</i> представлять; дарить
pretend	- <i>v</i> притворяться, претендовать (to)
principal	- <i>n</i> ректор
prize	- <i>n</i> награда, приз
proclaim	- <i>v</i> провозглашать, объявлять
producer	- <i>n</i> режиссер, постановщик
profession	- <i>n</i> профессия
professor	- <i>n</i> профессор
prominent	- <i>a</i> выдающийся
pronounce	- <i>v</i> произносить
provide	- <i>v</i> обеспечивать

provided	- <i>с/</i> при условии, если
publish	- <i>ν</i> публиковать, оглашать

Q

quarter	- <i>n</i> четверть
question	- <i>n</i> вопрос
quickly	- <i>adv</i> быстро

R

radio-set	- <i>n</i> радиоприемник
railway station	- <i>n</i> железнодорожная станция
rainy	- <i>a</i> дождливый
read	- <i>ν</i> читать
reading-hall	- <i>n</i> читальный зал
receive	- <i>ν</i> принимать, получать
record	- <i>n</i> запись; рекорд; <i>ν</i> записывать; регистрировать
refrigerator	- <i>n</i> холодильник
red	- <i>a</i> красный
register	- <i>ν</i> регистрировать
repeat	- <i>ν</i> повторять
research worker	- <i>n</i> научный работник
rest	- <i>ν</i> отдыхать
rest-house	- <i>n</i> дом отдыха
return	- <i>ν</i> возвращаться
revolutionary	- <i>n</i> революционер; <i>a</i> революционный
right	- <i>a</i> правильный, правый
ring up	- <i>ν</i> звонить по телефону
road	- <i>n</i> дорога, путь
roll	- <i>n</i> булочка
room	- <i>n</i> комната
round	- <i>a</i> круглый
rule	- <i>n</i> правило
run	- <i>ν</i> бегать
Russian	- <i>a</i> русский

S

salad	- <i>n</i> салат
same	- <i>a</i> тот же самый, одинаковый
say	- <i>ν</i> говорить, сказать
scenery	- <i>n</i> декорация
scheme	- <i>n</i> схема
schoolchildren	- <i>n</i> школьники
science	- <i>n</i> наука
scientist	- <i>n</i> ученый
score	- <i>n</i> счет

screen	- <i>n</i> экран
seaside	- <i>n</i> взморье
season	- <i>n</i> время года
seat	- <i>n</i> место
see	- <i>v</i> видеть
see off	- <i>v</i> провожать
seldom	- <i>adv</i> редко
seminar	- <i>n</i> семинар
send	- <i>v</i> посылать
sentence	- <i>n</i> предложение
sergeant	- <i>n</i> сержант
several	- <i>a</i> несколько
shine	- <i>v</i> светить
sheep	- <i>n</i> пароход
shoes	- <i>n</i> ботинки, туфли
shop	- <i>n</i> магазин
show	- <i>v</i> показывать
side	- <i>n</i> сторона, бок, край
sign	- <i>n</i> знак, символ
silver	- <i>n</i> серебро
singer	- <i>n</i> певец
sister	- <i>n</i> сестра
sit	- <i>v</i> сидеть
sitting-room	- <i>n</i> гостиная
skate	- <i>v</i> кататься на коньках
skates	- <i>n</i> коньки
skating-rink	- <i>n</i> каток
sleep	- <i>v</i> спать
slide	- <i>n</i> диапозитив
slowly	- <i>adv</i> медленно
small	- <i>a</i> маленький
smell	- <i>n</i> запах; <i>v</i> чувствовать запах
smoke	- <i>v</i> курить
some	- <i>a</i> какой-нибудь; некоторое количество, немного
son	- <i>n</i> сын
Spaniard	- <i>n</i> испанец
Spanish	- <i>a</i> испанский
speak	- <i>v</i> говорить
speaker	- <i>n</i> диктор
speciality	- <i>n</i> специальность
spend	- <i>v</i> тратить; проводить (время)
splendid	- <i>a</i> прекрасный
spoon	- <i>n</i> ложка
sport	- <i>n</i> спорт
square	- <i>a</i> квадратный
stadium	- <i>n</i> стадион
stage	- <i>n</i> сцена; <i>v</i> ставить (пьесу)
stalls	- <i>n</i> кресла в партере

stamp	- <i>n</i> марка
start	- <i>n</i> отправление, начало; <i>v</i> начинать, браться за что-то
statistics	- <i>n</i> статистика
stay	- <i>v</i> оставаться
steak	- <i>n</i> кусок мяса, рыбы; бифштекс
steel	- <i>n</i> сталь
still	- <i>adv</i> все еще
stop	- <i>v</i> останавливаться
street	- <i>n</i> улица
strong	- <i>a</i> сильный
student	- <i>n</i> студент
study	- <i>v</i> заниматься, учиться
subject	- <i>n</i> предмет
successful	- <i>a</i> успешный
sugar	- <i>n</i> сахар
summer	- <i>n</i> лето
sunlight	- <i>n</i> солнечный свет
sunny	- <i>a</i> солнечный
Swedish	- <i>a</i> шведский
sweet	- <i>a</i> сладкий; душистый
swim	- <i>v</i> плавать

Т

table	- <i>n</i> стол
take	- <i>v</i> взять, брать
talk	- <i>n</i> разговор, беседа; <i>v</i> говорить, разговаривать
tape-recorder	- <i>n</i> магнитофон
taste	- <i>n</i> вкус; <i>v</i> пробовать на вкус, отвежать
tasty	- <i>a</i> вкусный, приятный
tea	- <i>n</i> чай
teacher	- <i>n</i> учитель
team	- <i>n</i> команда
telephone	- <i>n</i> телефон
television-set (TV-set)	- <i>n</i> телевизор
tell	- <i>v</i> рассказывать, сказать, говорить
test	- <i>v</i> испытывать
text	- <i>n</i> текст
text-book	- <i>n</i> учебник
theatre	- <i>n</i> театр
there	- <i>adv</i> там
think	- <i>v</i> думать
till	- <i>conj</i> (до тех пор) пока
time	- <i>n</i> время
time-table	- <i>n</i> расписание
title	- <i>n</i> название, заглавие
today	- <i>adv</i> сегодня

together	- <i>adv</i> вместе
tonight	- <i>adv</i> сегодня вечером
too	- <i>adv</i> тоже
tourist	- <i>n</i> турист
train	- <i>n</i> поезд; <i>v</i> готовить (специалистов)
translate	- <i>v</i> переводить
translation	- <i>n</i> перевод
transport	- <i>n</i> транспорт; <i>v</i> перевозить
travel	- <i>v</i> путешествовать
treasury	- <i>n</i> сокровища
turn	- <i>v</i> поворачивать
typist	- <i>n</i> машинистка

U

under	- <i>prep</i> под
university	- <i>n</i> университет
until	- <i>conj</i> (до тех пор) пока не
use	- <i>v</i> употреблять
usually	- <i>adv</i> обычно

V

vegetables	- <i>n</i> овощи
visit	- <i>v</i> посещать
voyage	- <i>n</i> морское путешествие

W

wait (for)	- <i>v</i> ждать
wake (up)	- <i>v</i> будить
want	- <i>v</i> хотеть
warm	- <i>a</i> теплый
watch	- <i>n</i> часы; <i>v</i> наблюдать
weather	- <i>n</i> погода
week	- <i>n</i> неделя
week-end	- <i>n</i> конец недели; время отдыха с субботы до понедельника
well-known	- <i>a</i> известный
west	- <i>n</i> запад; <i>a</i> западный
when	- <i>conj</i> когда
white	- <i>a</i> белый
win	- <i>v</i> выигрывать
window	- <i>n</i> окно
windy	- <i>a</i> ветреный
winner	- <i>n</i> победитель, призер
winter	- <i>n</i> зима
wonder	- <i>v</i> удивляться (at); интересоваться
word	- <i>n</i> слово

work	- <i>n</i> работа; <i>v</i> работать
wreath	- <i>n</i> венок, гирлянда
write	- <i>v</i> писать
wrong	- <i>a</i> неправильный

Y

year	- <i>n</i> год
yellow	- <i>a</i> желтый
yesterday	- <i>adv</i> вчера
yet	- <i>adv</i> еще, все еще
young (younger, the youngest)	- <i>a</i> молодой (младший, самый младший)

Word Combinations

a long way	- далеко
a lot of	- масса, много
all together	- все вместе
a.m. - ante meridian	- до полудня
at home	- дома
at night	- ночью, вечером
at noon	- в полдень
at the head of ...	- во главе ...
by car	- на автомобиле
by heart	- наизусть
by no means	- ни в коем случае, нисколько
dinner break	- обеденный перерыв
don't mention it	- не стоит (благодарности)
early enough	- достаточно рано
Here you are!	- Вот, пожалуйста! Вот то, что вам нужно!
How old are you?	- Сколько вам лет?
I am eighteen	- мне 18 лет
I believe so	- да, по-моему так
I'm sorry	- я сожалею
I'm afraid ...	- боюсь, что ...
I suppose not	- думаю, что нет
it depends	- как сказать!
in the day-time	- днем
in the evening	- вечером
let's have a look	- давайте посмотрим
not at all	- вовсе не (нет)
not far from	- недалеко
on the left (right)	- налево (направо)
on the one hand	- с одной стороны
once more	- еще раз
one another	- друг друга
p.m. - post meridiem	- после полудня

Settled!	- Решено!
some more	- еще раз
stop talking	- прекратите разговаривать
the day after tomorrow	- послезавтра
the other day	- на днях
three times a day (a week, a month, etc.)	- три раза в день (неделю, месяц и т.д.)
to attend lectures	- посещать лекции
to be angry	- быть сердитым
to be a success	- иметь успех
to be busy	- быть занятым
to be free	- быть свободным
to be glad	- быть довольным
to be going to	- собираться что-то сделать
to be good at	- уметь что-либо сделать хорошо
to be ill	- быть больным
to be in a good form	- быть в хорошей форме
to be in the first year	- быть (учиться) на первом курсе
to be late	- опаздывать
to be over	- закончить
to be quite in time	- прийти вовремя
to be ready	- быть готовым
to be sure	- быть уверенным
to book tickets in advance	- заказывать билеты заранее
to cover a distance	- покрыть расстояние
to do the cooking	- готовить еду
to do morning exercises	- делать зарядку
to do shopping	- делать покупки
to enjoy something greatly	- получать большое удовольствие
to enter the Institute (University)	- поступить в институт (университет)
to fail in exams	- провалиться на экзаменах
to fall asleep	- заснуть
to feel tired	- уставать
to get acquainted	- познакомиться
to go boating	- кататься на лодке
to go for a walk	- идти гулять
to go in for sports	- заниматься спортом
to go to bed	- ложиться спать
to have dinner (breakfast, supper)	- обедать (завтракать, ужинать)
to have a good time	- хорошо проводить время
to make a report	- делать доклад
to pass examinations	- сдать экзамены
to play chess (football, volleyball)	- играть в шахматы (футбол, волейбол)
to remember somebody to somebody	- передавать привет кому-то
to the right (left)	- направо (налево)
to take the bus	- сесть в автобус
to take examinations	- сдавать экзамены
to take part	- принимать участие

two days (years, etc.) ago	- два дня (года и т.д.) тому назад
thank you	- благодарю вас
twice a week	- дважды в неделю
used to go, etc.	- иметь обыкновение ходить и т.д.
various means of transport	- различные виды транспорта
What are you?	- Кто вы? (по профессии)
Who are you?	- Кто вы? (имя)
with pleasure	- с удовольствием
won't you please	- не хотите ли
would you like to	- не хотите ли вы
You are wrong (right)	- Вы неправы (правы)

List of Geographical Names

America	- Америка
Australia	- Австралия
Austria	- Австрия
Baltic Sea, the	- Балтийское море
Bangkok	- Бангкок
Black Sea, the	- Черное море
Bulgaria	- Болгария
Crimea, the	- Крым
Cyprus	- Кипр
Denmark	- Дания
England	- Англия
Estonia	- Эстония
Finland	- Финляндия
France	- Франция
Great Britain	- Великобритания
Greece	- Греция
Helsinki	- Хельсинки
Holland	- Голландия
Hungary	- Венгрия
Iran	- Иран
Italy	- Италия
Lancashire	- Ланкашир
London	- Лондон
Melbourne	- Мельбурн
Mexico	- Мексика
Moldavia	- Молдавия
Moscow	- Москва
Netherlands	- Нидерланды
New York	- Нью-Йорк
Portugal	- Португалия
Rio de Janeiro	- Рио-де-Жанейро
Rumania	- Румыния
San Francisco	- Сан-Франциско
Tokyo	- Токио

United States of America, the
Westshire

- Соединенные Штаты Америки
- Вестшир

List of Irregular Verbs

Infinitive	Past Indefinite	Participle II	Перевод
to be	was, were	been	быть
to become	became	become	становиться
to buy	bought	bought	покупать
to catch	caught	caught	схватить, уловить
to come	came	come	приходить
to cost	cost	cost	стоить
to do	did	done	делать
to draw	drew	drawn	рисовать; тащить
to drink	drank	drunk	пить
to drive	drove	driven	везти; ехать (в автомобиле)
to eat	ate	eaten	есть
to fall	fell	fallen	падать
to feel	felt	felt	чувствовать
to forget	forgot	forgotten	забывать
to give	gave	given	давать
to go	went	gone	идти, ходить, ездить
to have	had	had	иметь
to hear	heard	heard	слышать
to hold	held	held	проводить (собрание)
to know	knew	known	знать
to learn	learned (learnt)	learned (learnt)	учиться; учить что-либо
to leave	left	left	оставлять
to lose	lost	lost	терять
to make	made	made	делать
to mean	meant	meant	означать
to read	read [red]	read [red]	читать
to ring	rang	rung	звонить
to run	ran	run	бегать
to say	said	said	сказать
to see	saw	seen	видеть
to send	sent	sent	посылать
to sing	sang	sung	петь
to sit	sat	sat	сидеть
to shine	shone	shone	светить
to sleep	slept	slept	спать
to speak	spoke	spoken	говорить
to spend	spent	spent	тратить
to stand	stood	stood	стоять
to swim	swam	swum	плавать
to take	took	taken	брать
to tell	told	told	рассказывать

to think	thought	thought	думать
to wake	woke	woken	будить
to win	won	won	выиграть, победить
to write	wrote	written	писать

Listening Comprehension^{*)}

Part I
(Lessons 1-5)

Задание 1.

Прослушайте слова и запишите номера слов, в которых вы услышите:

- a) звук [a:];
- b) звук [ɔ:];
- c) звук [æ];
- d) звук [eɪ].

Задание 2.

Прослушайте предложения и запишите номера предложений, которые имеют вопросительную структуру.

Задание 3.

Прослушайте предложения и запишите номера предложений, в которых идет речь о прошлом.

Задание 4.

Прослушайте предложения и запишите номера предложений, которые выражают отрицание.

Задание 5.

Прослушайте предложения и запишите номера предложений, которые выражают вежливую просьбу.

Задание 6.

Прослушайте предложения и запишите номера предложений, в которых подчеркивается местонахождение указанных предметов.

Задание 7.

Прослушайте предложения и запишите номера предложений, в которых сообщается о том, какие предметы находятся в указанном месте.

Задание 8.

Прослушайте вопросы. Запишите номера общих вопросов и краткие утвердительные ответы на них.

^{*)} Все задания записаны на кассете. После выполнения заданий проверьте по ключу.

Задание 9.

Прослушайте предложения и запишите перевод.

Задание 10.

Прослушайте предложения и запишите номера предложений, в которых говорится о погоде или временах года.

Part II
(Lesson 6)

Задание 1.

Прослушайте слова и запишите номера слов, в которых вы услышите

- a) звук [e];
- b) звук [ʌ];
- c) звук [o].

Прослушайте слова и запишите номера слов, которые имеют краткое звучание.

Задание 2.

Прослушайте предложения и запишите номера предложений, которые имеют вопросительную структуру.

Задание 3.

Прослушайте предложения и запишите номера предложений, в которых идет речь о прошлом.

Задание 4.

Прослушайте вопросы. Запишите номера общих вопросов и краткие утвердительные ответы на них.

Задание 5.

Прослушайте предложения и запишите номера предложений, которые выражают отрицание.

Задание 6.

Прослушайте предложения и запишите номера предложений, в которых говорится о занятиях в университете.

Задание 7.

Прослушайте предложения и запишите перевод.

Part III
(Lessons 7-9)

Задание 1.

Прослушайте слова и запишите номера слов, в которых вы услышите

- a) звук [ə:];
- b) звук [aiə];
- c) звук [auə];
- d) звук [juə].

Задание 2.

Прослушайте предложения и запишите номера предложений, которые имеют вопросительную структуру.

Задание 3.

Прослушайте предложения и запишите номера предложений, которые выражают отрицание.

Задание 4.

Прослушайте предложения и запишите номера предложений, в которых глагол употребляется в форме 3 лица ед. числа.

Задание 5.

Прослушайте предложения и запишите номера предложений, в которых идет речь о прошлом.

Задание 6.

Прослушайте вопросы. Запишите номера общих вопросов и краткие ответы на них.

Задание 7.

Прослушайте предложения и запишите номера предложений, в которых говорится о путешествии и о транспорте.

Задание 8.

Прослушайте предложения и запишите их перевод.

Part IV
(Lessons 10, 11)

Задание 1.

Прослушайте слова и запишите номера слов, в которых вы услышите

- a) звук [ð];
- b) звук [ŋ];
- c) звук [tʃ].

Задание 2.

Прослушайте предложения и запишите номера предложений, которые имеют вопросительную структуру.

Задание 3.

Прослушайте предложения и запишите номера предложений, которые выражают отрицание.

Задание 4.

Прослушайте предложения и запишите номера предложений, которые выражают действие, происходящее в данный момент.

Задание 5.

Прослушайте предложения и запишите номера предложений, которые выражают законченное действие.

Задание 6.

Прослушайте вопросы. Запишите номера общих вопросов и краткие ответы на них.

Задание 7.

Прослушайте предложения и запишите номера предложений, в которых говорится о спорте.

Задание 8.

Прослушайте предложения и запишите их перевод.

Transcripts

**Part I
(Lessons 1-5)**

Задание 1.

Прослушайте слова и запишите номера слов, в которых вы услышите

а) звук [a:]

1. far
2. cat
3. fare
4. take
5. fast
6. plate
7. plant

b) звук [ɔ:]

1. note
2. hot
3. north
4. more
5. fault
6. port
7. wrote

c) звук [æ]

1. map
2. coat
3. tape
4. cat
5. park
6. down
7. stamp

d) звук [ei]

1. pipe
2. coat
3. date
4. found
5. fare
6. here
7. made

Задание 2.

Прослушайте предложения и запишите номера предложений, которые имеют вопросительную структуру.

1. I am a student.
2. Are you a worker?
3. Is it cold today?
4. There is a book on the shelf.
5. Is the train at the platform?
6. They are in the classroom.
7. Are there any students in the hall?

Задание 3.

Прослушайте предложения и запишите номера предложений, в которых идет речь о прошлом.

1. He was at the cinema yesterday.
2. She is at home now.
3. We were students last year.
4. There are many students in the lecture-hall.
5. It was not easy to get this book.

Задание 4.

Прослушайте предложения и запишите номера предложений, которые выражают отрицание.

1. We are at the University now.
2. He is not at home now.
3. There are no newspapers on the table.
4. My father is a research worker.
5. It is not very cold today.
6. Don't take these books.

Задание 5.

Прослушайте предложения и запишите номера предложений, которые выражают вежливую просьбу.

1. Read this text aloud.
2. Would you give me a pen, please.
3. Don't go home.
4. Will you show me the way to Red Square, please.

Задание 6.

Прослушайте предложения и запишите номера предложений, в которых подчеркивается местонахождение указанных предметов.

1. There is a book on the desk.
2. The book is on the desk.
3. This is a book and that is a desk.
4. The desk is in the room.
5. There is a desk in the room.

Задание 7.

Прослушайте предложения и запишите номера предложений, в которых сообщается о том, какие предметы находятся в указанном месте.

1. The newspapers are on the table.
2. There are some note-books in the bag.
3. The note-books are on the shelf.
4. There are some bookshelves on the wall.
5. These are bookcases.

Задание 8.

Прослушайте вопросы. Запишите номера общих вопросов и краткие утвердительные ответы на них.

1. Is she an economist?
2. What is he?
3. Is there any chalk on the desk?
4. Is this an English or a German book?
5. How many books are there in your bag?
6. Were they workers last year?
7. Was Peter at home yesterday?
8. Where are the students?

Задание 9.

1. Прослушайте предложения и запишите перевод.
2. He is not an engineer, he is a research worker.
3. They were at the cinema two days ago.
4. This monument is in the middle of the square.
5. There are many parks in this town.
6. Tell me the time, please.

Задание 10.

Прослушайте предложения и запишите номера предложений, в которых говорится о погоде или временах года.

1. In spring it is warm and sunny.
2. It is difficult to get there by bus.
3. What is the weather like today?
4. Autumn is a rainy season.
5. It is ten minutes past five.

Part II
(Lesson 6)

Задание 1.

Прослушайте слова и запишите номера слов, в которых вы услышите

a) звук [e]

1. meat
2. met
3. late
4. here
5. member
6. term
7. desk

b) звук [ʌ]

1. fund
2. car
3. lane
4. button
5. stand
6. grass
7. cut

c) звук [ɔ]

1. pot
2. more
3. tone
4. fond

5. hunt
6. bay
7. town

Прослушайте слова и запишите номера слов, которые имеют краткое звучание.

1. port
2. hot
3. tap
4. part
5. wrote
6. fit
7. meet
8. but

Задание 2.

Прослушайте предложения и запишите номера предложений, которые имеют вопросительную структуру.

1. Have you got a journal?
2. We have two lectures today.
3. He has got some stamps.
4. Has your father a car?
5. Had she a journal on economics?
6. Students had no time to do it.
7. What books have you got?
8. She has not any books by this writer.

Задание 3.

Прослушайте предложения и запишите номера предложений, в которых идет речь о прошлом.

1. I have a new textbook.
2. We had an English class yesterday.
3. His parents had a small house in the country.
4. Has she many English books?
5. Who had a lot of friends at college?
6. You have a nice flat in a new house, haven't you?

Задание 4.

Прослушайте вопросы. Запишите номера общих вопросов и краткие утвердительные ответы на них.

1. Has your friend a text-book on mathematics?
2. What map have you got?
3. Have you got tickets to the theatre or to the cinema?
4. Have they today's newspaper?
5. Has your brother a car?
6. Who has no classes today?
7. Had Mary many friends at the Institute?
8. How many journals have you got?

Задание 5.

Прослушайте предложения и запишите номера предложений, которые выражают отрицание.

1. This country has no border with Poland.
2. My friend has a good radio-set.
3. We have not any dictionaries.
4. Have you any interesting magazines?
5. They had Statistics on Wednesday.
6. He had no opportunity to get these books.

Задание 6.

Прослушайте предложения и запишите номера предложений, в которых говорится о занятиях в институте.

1. We had many lectures last week.
2. Have you got a coat with you?
3. Cybernetics and Economics are difficult subjects, aren't they?
4. Our students have every opportunity for scientific work.
5. He has an interesting collection of stamps, hasn't he?
6. They have a lot of scientific journals in the library.

Задание 7.

1. Прослушайте предложения и запишите перевод.
2. The students had many lectures last week.
3. Petrov has got a journal on cybernetics.
4. Who had seminars in economics last week?
5. They have no telephone.
6. Have you got classes on Saturday?
7. She has not any books on electronics.

Part III
(Lessons 7-9)

Задание 1.

Прослушайте слова и запишите номера слов, в которых вы услышите

а) звук [ə:]

1. fir
2. fort
3. set
4. burn
5. note
6. farm
7. serve

b) звук [aɪə]

1. hair
2. pure
3. tired
4. spare
5. wire
6. fear
7. fire

c) звук [aʊə]

1. flour
2. here
3. poor
4. sour
5. fire
6. pine
7. town

d) звук [juə]

1. cure
2. poor
3. tool
4. more
5. pure
6. tube
7. put

Задание 2.

Прослушайте предложения и запишите номера предложений, которые имеют вопросительную структуру.

1. Do you like music?
2. We went to the theatre last week.
3. They didn't see this film yesterday.
4. Will you help me to translate this text?
5. Did she go there by bus?
6. He does not study at the University.

Задание 3.

Прослушайте предложения и запишите номера предложений, которые выражают отрицание.

1. We can't be at home in the evening.
2. I want to go to London next year.
3. They didn't like this film, did they?
4. We don't usually have dinner at home.
5. Do you play tennis?
6. He won't come, he is busy.

Задание 4.

Прослушайте предложения и запишите номера предложений, в которых глагол употребляется в форме 3 лица ед. числа.

1. Does you brother learn English at school?
2. Do your parents live in Moscow?
3. My friend reads a lot of English books.
4. My mother doesn't know anything about it.
5. They get newspapers every day.

Задание 5.

Прослушайте предложения и запишите номера предложений, в которых идет речь о прошлом.

1. He lives in Moscow.
2. They worked at the plant last year.
3. They don't study English, do they?
4. Where did you spend your summer holidays?
5. We shall have an English class tomorrow.
6. He wrote this book a few years ago.

Задание 6.

Прослушайте вопросы. Запишите номера общих вопросов и краткие ответы на них.

1. Did you study English at school?
2. Does your friend like his work?
3. Where do they study?
4. Does she work at an office or at a plant?
5. Do these boys play football?
6. When did you see this film?
7. Will she go to the University tomorrow?
8. Who will go home now?

Задание 7.

Прослушайте предложения и запишите номера предложений, в которых говорится о путешествии и о транспорте.

1. Last year he travelled as a tourist to Cyprus.
2. Our friends often invite us to the theatre.
3. Are you going there by train or by air?
4. You enjoyed your voyage last year, didn't you?
5. English people usually have lunch at one o'clock.
6. Where is he going to change transport?

Задание 8.

Прослушайте предложения и запишите их перевод.

1. We decided to go to the Baltic Sea in summer.
2. It took me an hour to get there by bus.
3. I usually have dinner at the Institute.

4. Does she attend lectures of Professor Novikov?

5. Will they go to the Institute by Metro?

Part IV
(Lessons 10,11)

Задание 1.

Прослушайте слова и запишите номера слов, в которых вы услышите

a) звук [ʒ:]

1. this
2. zone
3. set
4. think
5. those
6. weather
7. gas

b) звук [ŋ]

1. net
2. ring
3. lamp
4. wrong
5. rent
6. bank
7. branch

c) звук [tʃ]

1. match
2. show
3. check
4. thing
5. chair
6. ship
7. cheap

Задание 2.

Прослушайте предложения и запишите номера предложений, которые имеют вопросительную структуру.

1. Are you writing a letter?
2. I have already written the report.
3. Has she bought any stamps?
4. She is speaking English.
5. What is he singing?
6. They are coming on Sunday.

Задание 3.

Прослушайте предложения и запишите номера предложений, которые выражают отрицание.

1. He is not reading.
2. She has not read this book yet.
3. The engineer is working at his project.
4. We have not seen them for a long time.
5. Have you been to Paris?

Задание 4.

Прослушайте предложения и запишите номера предложений, которые выражают действие, происходящее в данный момент.

1. He is still sleeping.
2. They were looking at some pictures when we saw them.
3. He speaks English very well.
4. He is speaking English, isn't he?
5. I am learning the new words.
6. She works at the library every day.
7. I have already translated this text.
8. What text are you translating?

Задание 5.

Прослушайте предложения и запишите номера предложений, которые выражают законченное действие.

1. She has already read this book.
2. She has some interesting books to read.
3. Ann is reading an interesting book.
4. I have a nice radio-set.
5. We have bought a new TV set.
6. Nick has finished his work this week.
7. He always has dinner at the office.

Задание 6.

Прослушайте вопросы. Запишите номера общих вопросов и краткие ответы на них.

1. Is she listening to the teacher?
2. Who is playing tennis?
3. Has Petrov finished his report?
4. What book have they taken?
5. Are there any letters for me?
6. Are your parents at home now?
7. Are you reading a book or a journal?
8. Who has translated the text?

Задание 7.

Прослушайте предложения и запишите номера предложений, в которых говорится о спорте.

1. These students work at the library every day.
2. This town has won most of the games.
3. We have spent our holidays in the country.
4. Who goes in for sports in your group?
5. Peter is a good football-player. He is a member of our school's team.

Задание 8.

Прослушайте предложения и запишите их перевод.

1. I have passed four exams this month.
2. He has just come home.
3. What examination is she taking now?
4. Is she at the lecture now?
5. He was sleeping when we rang him up.
6. Are you having supper?
7. I haven't sent this letter yet.

Key**Part I**

1. a) [a:] 1, 5, 7
b) [ɔ:] 3, 4, 5, 6
c) [æ] 1, 4, 7
d) [ei] 3, 7
2. 2, 3, 5, 7
3. 1, 3, 5
4. 2, 3, 5, 6
5. 2, 4
6. 2, 4
7. 2, 4
8. 1) Yes, she is.
3) Yes, there is.
6) Yes, they were.
7) Yes, he was.
9. 1. Он не инженер, он – научный работник.
2. Они были в кино два дня назад.
3. Этот памятник находится в центре площади.
4. В этом городе много парков.
5. Скажите, пожалуйста, который час.
10. 1, 3, 4

Part II

1. a) [e] 2, 5, 7
b) [ʌ] 1, 4, 7
c) [ɔ] 1, 4
слова с кратким звучанием 2, 3, 6, 8
2. 1, 4, 5, 7
3. 2, 3, 5
4. 1) Yes, he has.
4) Yes, they have.
5) Yes, he has.
7) Yes, she had.
5. 1, 3, 6
6. 1, 3, 4, 6
7. 1. У студентов было много лекций на прошлой неделе.
2. У товарища Петрова есть журнал по кибернетике.
3. У кого были семинары по экономике на прошлой неделе?
4. У них нет телефона.
5. У вас есть занятия в субботу?
6. У нее нет книг по электронике.

Part III

1. a) [ə:] 1, 4, 7
b) [aiə] 3, 5, 7
c) [auə] 1, 4
d) [juə] 1, 5
2. 1, 4, 5
3. 1, 3, 4, 6
4. 1, 3, 4
5. 2, 4, 6
6. 1) Yes, I did.
2) Yes, he does.
5) Yes, they do.
7) Yes, she will.
7. 1, 3, 4, 6
8. 1. Мы решили поехать летом на Балтийское море.
2. Мне потребовался час, чтобы добраться туда на автобусе.
3. Я обычно обедаю в институте.
4. Она посещает лекции профессора Новикова?
5. Они поедут в институт на метро?

Part IV

1. a) [ə] 1, 5, 6
b) [η] 2, 4, 6
c) [tʃ] 1, 3, 5, 7
2. 1, 3, 5
3. 1, 2, 4
4. 1, 4, 5, 8
5. 1, 5, 6
6. 1) Yes, she is.
3) Yes, he has.
5) Yes, there are.
6) Yes, they are.
7. 2, 4, 5
8. 1. Я сдал четыре экзамена в этом месяце.
2. Он только что пришел домой.
3. Какой экзамен она сейчас сдает?
4. Она сейчас на лекции?
5. Он спал, когда мы ему позвонили.
6. Вы ужинаете?
7. Я еще не отправил это письмо.

Литература

1. Беркович Д.П. Формирование науки управления производством. Краткий исторический очерк. – М.: Наука, 1973.
2. Герчикова И.Н. Менеджмент: Учебник. – М.: ЮНИТИ, 1995.
3. Дункан Дж. Основополагающие идеи в менеджменте. – М.: Дело, 1996.
4. Инновационный менеджмент: Учебник / под ред. С.Д. Ильенковой. – М.: ЮНИТИ, 1997.
5. Мескон М.Х., Альберт М., Хедоури Ф. Основы менеджмента. – М.: Дело, 1993.
6. Социальный менеджмент: Учебник / под ред. С.Д. Ильенковой. – М.: ЮНИТИ, 1998.
7. Управление качеством: Учебник / под ред. С.Д. Ильенковой. – М.: ЮНИТИ, 1998.